
Grace Workshop

WELCOME:

(5 min)

Welcome all participants, and introduce yourself.

Explain the format of the day and any house-keeping/safety announcements.

Begin by outlining the Learning Intentions. You may like to display these so that you can refer back to them throughout the session.

LEARNING INTENTIONS:

We will explore what GRACE is and how to recognise it.
We will become aware of God's grace in the actions of those around us.
We will identify times when Jesus revealed grace to us.
We will discover how to recognise grace as everything good from God.

INTRODUCTION:

(20- 30 minutes)

(Material Needed: puzzle templates scissors and glue, brainstorming paper, pens, GRACE poster quotes)

- Begin by putting the children/adults into small groups of about 3-5. Ask each group to make the letters that you call out. They can only use their bodies and they can make them flat on the floor or standing up.
- Call out the letters of G-R-A-C-E

For older children you may want to mix up the order and then challenge them to try and come up with a word that uses all the letters you have called. For younger children just stick with the word order.

- Once they have made each letter ask them to talk about what they think GRACE might mean. Get the groups to write down their ideas on a piece of paper, or a white board. We will revisit this at the end and add more ideas to it to summarise the learning they have done over the workshop.

Write up or display the following phrase and discuss what it means: (attached in resources)

Grace is a gift from God
Grace helps us to recognise, want, and to do everything that leads us to what is good and to God.

- In small groups or pairs use the puzzle pieces to create 2 different puzzles.
- 1 puzzle in the grace filled option the other is the grace-less option.
- Encourage discussion about how God's grace works in different situations even when it is not earned.

ICE BREAKER GAMES:

(15 -20 minutes)

Grace Ball.

(Material Needed: 6 trestle tables a soft large ball)

- This warm up game illustrates how grace is something that God gifts freely and isn't something that can be earned.

To set up: Put the tables on their sides with the legs supporting on the outside, making a hexagon playing area inside the tables for the game space.

- Each player stands inside the playing area close to the edges but not touching the tables
- The ball is ALWAYS live and is hit by the players at one another (not grabbed and thrown)
- If a player is hit by the ball below the knee, they are out and leave the playing area
- Every now and then call out GRACE – everyone freezes and the ball is dead. Choose one of the statements below. If one or more of the 'out' players matches the statement they can re-join the game.

This game can get quite competitive, but make sure that you are exaggerating how the players who re-join don't earn their way back in, they are given grace freely.

Finish this game by making a statement that includes everyone!

And note that God's grace is not given to just a few but is offered freely to ALL!

Some ideas for things to say when you call GRACE

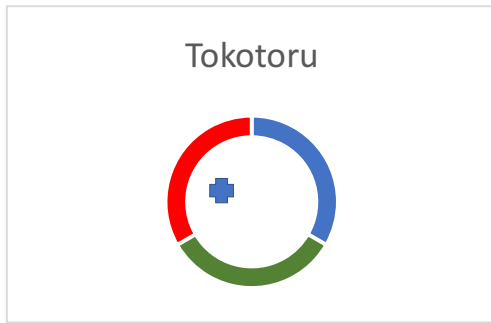
- You are wearing black
- This morning you had toast for breakfast
- You have a pet
- You have read all of the Harry Potter books
- You have never been in an aeroplane
- You came here today in a car
- You had a haircut in the last month
- You have caught a fish
- You brushed your teeth twice yesterday
- You live in NEW ZEALAND

Te Tokotoru Tapu - Trinity

(Material Needed: A ball, string, masking tape or cones)

- The next game reminds us that grace allows us to enter into the relationship of the Holy Spirit. Grace helps us to enter into God's love and then to act with love. (attached poster resource)

To set up: All children stand in a circle. Divide the circle into 3. You may like to use cones, colours or string on the floor to differentiate the groups. Each group is called Matua, Tamaiti and Wairua Tapu.



Children called Matua

Children called Tamaiti

Children called Wairua Tapu

- One person is put in the middle –GRACE
- The ball is passed around the group to represent the connection/love and relationship between the Trinity: Father, Son and Spirit. Each time the ball is passed a child calls out the name of the group they are passing to: Matua, Tamaiti or Wairua tapu (you may need to have the names written on paper if the children are not familiar with them)
- You can not pass to the same group consecutively.
- The person in the middle moves around to try and grab the ball as it is being thrown or to tag the person who catches the ball.
- If you catch the ball or tag someone holding the ball you become 'Grace' and are drawn into the circle of love or the trinity. The old 'Grace' moves back out into the circle taking their place
- This game is just like piggy in the middle. After the game, discuss that grace allows them to enter into the loving relationship of the Trinity, but grace also sends us back out to act in loving ways in our world.
- To enter into the relationship of the trinity means that we are in a relationship with God, who loves us and wants us to thrive in our everyday lives, sharing that love with those around us.

DISCUSSION:

(10-15 min)

God's loving presence within us through which our lives are healed and transformed so that we become more 'God-like'. Grace means we live in God and God lives in us.
Grace then is the life, the presence and action of God among us.
All grace is a gift from God.

This is a definition of Grace. (see Grace poster resource)

- Can you think of times when a relationship has been healed through forgiveness?
- Can you think of times when you have healed a relationship by practising forgiveness?
- Can you think of a time over the last few days when you have noticed God in your life?
- Can you remember a time when you have felt like you were in God's love?
- Can you think of a time when someone acted in a way that made you think of God?
- Can you think of a time outside, by the beach, in the hills or watching the night sky when you felt close to God?

(allow time for discussion between families/groups before sharing some responses)

These are all examples of God's grace at work in our lives.
Grace is always working but often we don't recognise it or take the time to see it.

GROUP WORK: (You can choose 1 or all three of these activities)

(90 min)

In Jesus we see grace. Jesus reveals to us the grace of God and shows through his actions how we can share that grace with others.

We see grace when Jesus is compassionate, when he forgives, when he understands, when he is with those who are lonely, when he has the courage to do what is right and when he stands up for truth.

If we allow ourselves to be led by God's grace,
grace will work in our lives.

Grace in Drama:

(30 min)

(Material needed: bandages and black marker pen)

Read through this scripture story then spend some time discussing:

- What Jesus might be thinking?
- How would he be acting?
- What feelings might there be in Jesus?
- What feelings would the disciples have?
- What would they be doing?
- What would Bartimaeus be thinking, feeling and doing?
- Where so you see grace in this story? (

Mark 10:46-52 (NRSVCE)

The Healing of Blind Bartimaeus

⁴⁶They came to Jericho. As he and his disciples and a large crowd were leaving Jericho, Bartimaeus son of Timaeus, a blind beggar, was sitting by the roadside. ⁴⁷When he heard that it was Jesus of Nazareth, he began to shout out and say, "Jesus, Son of David, have mercy on me!" ⁴⁸Many sternly ordered him to be quiet, but he cried out even more loudly, "Son of David, have mercy on me!" ⁴⁹Jesus stood still and said, "Call him here." And they called the blind man, saying to him, "Take heart; get up, he is calling you." ⁵⁰So throwing off his cloak, he sprang up and came to Jesus. ⁵¹Then Jesus said to him, "What do you want me to do for you?" The blind man said to him, "My teacher, let me see again." ⁵²Jesus said to him, "Go; your faith has made you well." Immediately he regained his sight and followed him on the way.

- Divide the children into groups of varying abilities
- Allow 10 minutes creating a drama that shows a situation of grace in life today.
- Here are some ideas that may help groups to get started.

Think of moments when:

- people have really understood you or how you were feeling
- you have been forgiving and felt it shift something in the situation
- you were awestruck by something in nature (a mountain, a waterfall, a whale)
- a friend genuinely accepts you for who you are
- when someone does something unexpected and kind for you
- a hug that makes you feel better
- a time when someone brought peace to an argument or fight
- a time when someone helped you see hope when you felt sad or cornered

- As you move around the groups encourage them to identify and highlights the moments of grace. It may be through the use of words, facial expressions or a drama technique like freezing the action for a moment before continuing.
 - Allow groups time to present their work.
 - Encourage the audience to identify the moments of grace that they saw. It is always good to reinforce these by relating them back to Jesus.
- e.g. Yes, just like Jesus who is forgiving we saw grace in this drama when ...
Just like Jesus who modelled grace for us we see it when we noticed compassion from ...

Grace in music:

(20 min)

(Material needed: Copies of the words for some well known songs, paper and pens, the option of links to play the music via computer link, ipads or phones to record songs if you choose)

- Have a list of songs that the children will know. It may even help to have copies of the words (see attached)
1. There's a hole in my bucket
 2. She'll be coming round the mountain
 3. Michael Row your boat ashore
 4. Row row row your boat
 5. Mary had a little lamb
 6. Free choice option to create a rap
- This activity allows the students to consolidate some of their understanding of Grace by putting their thoughts into song.
 - Put children into groups and then they choose a song to use the music of. Rewrite the song with words explaining what they know about grace. Draw their attention back to the quotes around the room and the activities that they have already participated in.
 - Finish this section by allow the groups to present their songs. If you have the ability to project the words onto a screen everyone can join in and support them.
 - Another option is to allow the students to record their songs on ipad or phones and play them to the group.

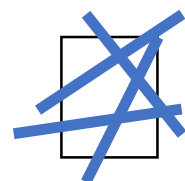
Grace in art:

(30 min)


(Material needed: White art paper, painter's tape, paints, paintbrushes, black marker pens and a drop cloth)

Directions for Splatter Paint Art Project

1. Start by placing intersecting strips of painter's tape across your art paper.
2. Paint over your entire canvas and tape in black or another dark colour.



3. Splatter paint over your entire canvas with a variety of colours. (Because this can get messy, place a drop cloth under the table or move outside for this step outside.)



4. Carefully peel off the painter's tape to reveal your completed painting.



5. After the painting has dried completely, use your black marker to write the word Grace, and any other words that help the children to understand it's meaning.



SHARE THE GOSPEL: (5 min)

(Material needed: Bible)

Grace is such a big idea, sometimes instead of explaining it, it helps to see examples of it in action. Listen to this gospel reading and then spend some time talking quietly to God about the grace that Jesus shows.

LUKE 6: 27-36

Love for Enemies

²⁷ “But to you who are listening I say: Love your enemies, do good to those who hate you, ²⁸ bless those who curse you, pray for those who mistreat you. ²⁹ If someone slaps you on one cheek, turn to them the other also. If someone takes your coat, do not withhold your shirt from them. ³⁰ Give to everyone who asks you, and if anyone takes what belongs to you, do not demand it back. ³¹ Do to others as you would have them do to you.

³² “If you love those who love you, what credit is that to you? Even sinners love those who love them. ³³ And if you do good to those who are good to you, what credit is that to you? Even sinners do that. ³⁴ And if you lend to those from whom you expect repayment, what credit is that to you? Even sinners lend to sinners, expecting to be repaid in full. ³⁵ But love your enemies, do good to them, and lend to them without expecting to get anything back. Then your reward will be great, and you will be children of the Most High, because he is kind to the ungrateful and wicked. ³⁶ Be merciful, just as your Father is merciful.

This is the Word of the Lord.

SONG:

(15 min)

(Materials needed: computer with song and sound system)

Below are a few different options for song choices that you can include anywhere in the workshop to break the sessions up or to change the mood/focus. Depending on your ability and confidence. Some of them are more upbeat and lend themselves to actions while some are more reflective and quiet.

The lyrics can be found in the resources at the end of the workshop.

- *You may want to learn this song as a whole group*
- *Then break up into smaller groups to add actions to the verses.*
- *Return to the main group and sing through together with each group showing the actions they have created*
- *You may also like to have it as a reflection that you just sit with and listen too. It can help to have a focus for the children like a candle or an image that they can look at, they may also feel comfortable to lie back close their eyes and just listen.*

Your Grace is enough. (Draw out here that although God's grace is enough we are called to act in it and work in partnership with God to bring it alive in our actions, relationships and attitudes.)

https://www.youtube.com/watch?v=wtnE_e1LyIY

Only by Grace (Fr Rob Galea)

<https://www.youtube.com/watch?v=DBwJaeExK-Y>

Amazing Grace (Hillsong)

<https://www.youtube.com/watch?v=fiyYoe678yI>

Amazing Grace (Kids Worship)

<https://www.youtube.com/watch?v=HRIPDHvL0UA>

PRAYER SESSION:

(10-15min)

(Materials needed: computer with song and sound system, prayer table, prayer cloth, candle and matches, scripture and prayers on card/power point for people to read)

Prepare a prayer focus/table that uses one of the pictures created earlier or the word GRACE from wooden letters/poster and a candle.

- Begin by lighting a candle and praying the sign of the cross.

The Sign of the Cross

In the name of the Father, and of the Son,
and of the Holy Spirit. Amen.

Leader: We begin with a verse from scripture.

Reader: *John 1:14 (NRSVCE)*

Ko te Tohu o te Rīpeka

Ki te ingoa o te Matua, o te Tamaiti,
O te Wairua Tapu. Āmene.

¹⁴ And the Word became flesh and lived among us, and we have seen his glory, the glory as of a father's only child, full of grace and truth.

(pause for a minute)

Leader: It is sometimes difficult for us to be aware of the grace in our lives, but we look to the model of Jesus as someone who embodies grace.

Reader 2: Grace is a strong change agent when received teaches us how to live.

Reader 3: Grace makes us want to live like Jesus.

Reader 4: Grace changes us.

Reader 5: Mary, Jesus' mother was also someone filled with grace. She listened to God and allowed God to work through her.

Reader 6: When we allow grace to work in us, it shows we are committed to the vitality and life of others, while at the same time being aware of our own shortcomings.

- Sit quietly thinking about areas in your life where you can be aware of moments of grace, or where you need to allow grace to work.

(After the appropriate time of silence 5-10min)

Leader: Join together to say the Hail Mary.

Hail Mary

Hail Mary, full of grace,
the Lord is with you;
blessed are you among women,
and blessed is the fruit of your womb, Jesus.
Holy Mary, mother of God,
pray for us sinners
now, and at the hour of our death. Amen.

Awe e Maria

Awe, e Maria, e kī ana koe i te karatia,
kei a koe te Ariki,
E whakapaingia ana koe i roto i ngā
wāhine, ā e whakapaingia ana hoki a
Hehu te hua o tōu kōpu.
E Hāta Maria, e te matua wahine o te
Atua, inoi koe mō mātou mō te hunga
hara, āianeī, ā, a te haora o tō mātou
matenga rawa. Āmene.

- End with the sign of the cross:

The Sign of the Cross

In the name of the Father, and of the Son,
and of the Holy Spirit. Amen.

Ko te Tohu o te Rīpeka

Ki te ingoa o te Matua, o te Tamaiti,
O te Wairua Tapu. Āmene.

Conclusion:

(10 min)

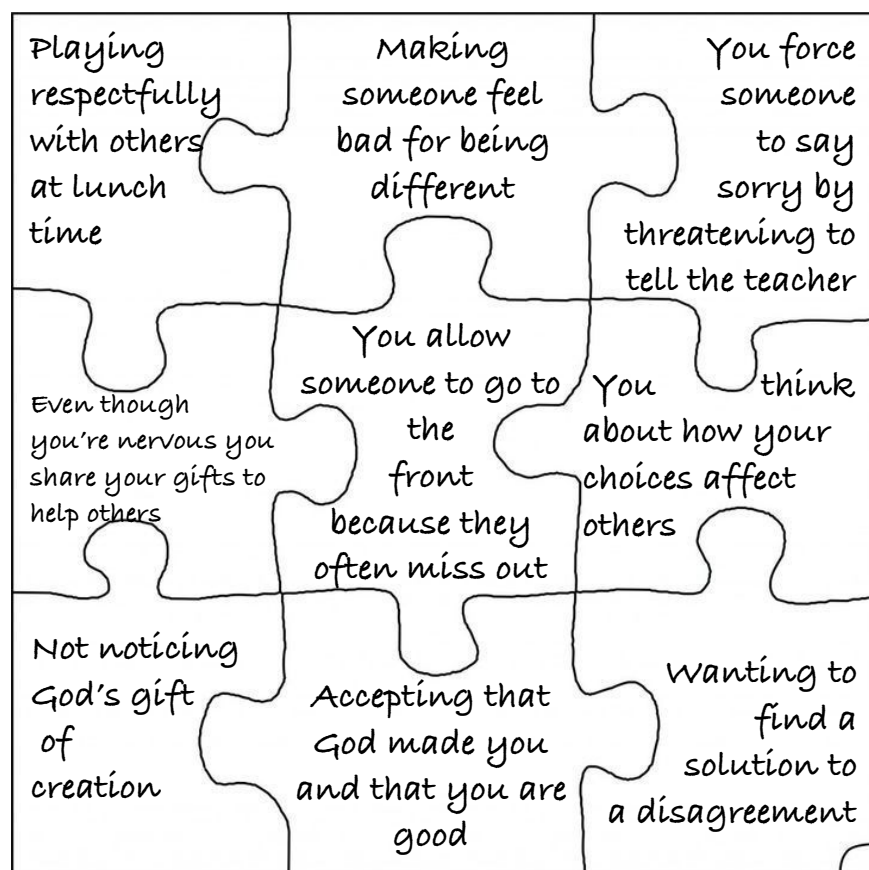
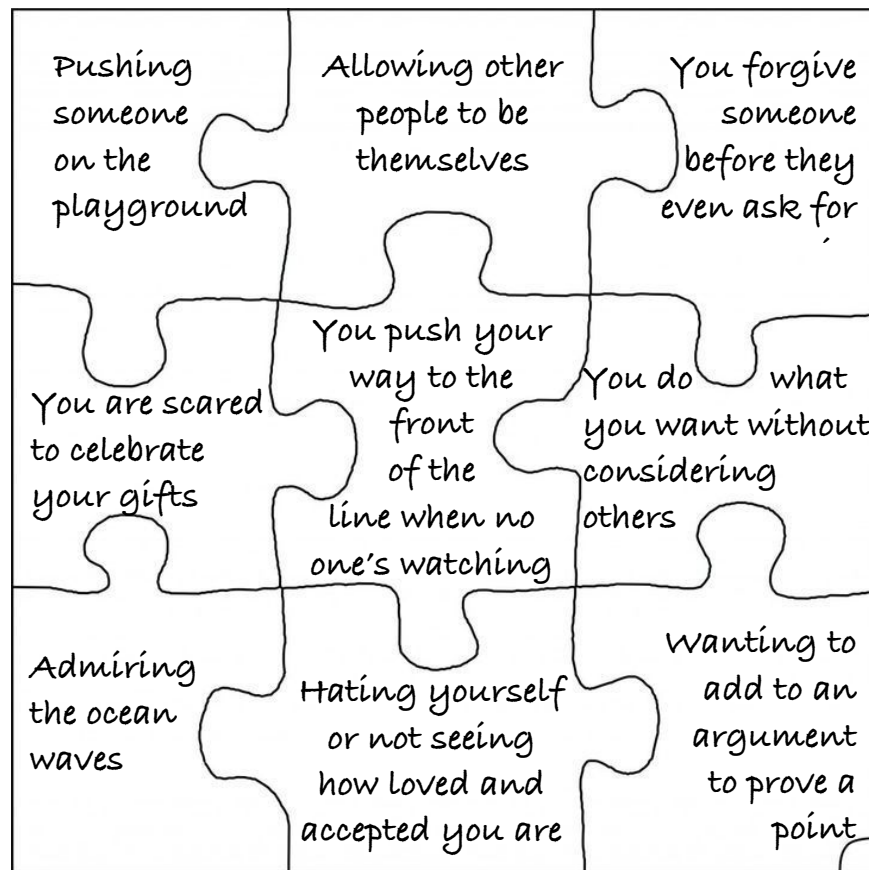
(Materials needed: Computer with song and sound system)

To complete the work-shop revisit the large piece of paper that began the session, where the groups brainstormed their ideas of grace. Spend 5 minutes adding more, use things learnt during the games activities, stories and music that we have shared today.

To finish off, return to the games that we started with; Grace Ball and Te Tokotoru Tapu, to remind everyone that Grace is a gift given freely not earned and that through grace we can enter into the relationship of the Trinity, allowing us to LIVE IN God's love and ACT IN God's love.


RESOURCES:

Cut out both puzzles and sort out the grace-filled and grace less options.




Create your grace filled and grace-less puzzles here. Cut and paste to complete.

GRACE FILLED



GRACE-LESS





GRACE KERATIA

WE WILL



- explore what
GRACE is and how
to recognise it.

WE WILL



- become aware of God's
GRACE in the actions of
those around us.

WE WILL



- identify times when
Jesus revealed GRACE
to us.

WE WILL



- explore what
GRACE is and how
to recognise it.

FAITH JOURNEY



FAITH JOURNEY NCRS

GRACE IS A GIFT FROM GOD

**GRACE HELPS US TO
RECOGNISE,
WANT, AND TO DO
EVERYTHING THAT
LEADS US TO WHAT IS
GOOD AND TO GOD.**



GRACE HELPS US
TO ENTER INTO
GOD'S LOVE
AND THEN TO ACT
WITH LOVE



**If we allow
ourselves to be led
by God's grace,
grace will work in
our lives.**

A young child with curly hair, wearing denim overalls, stands on a large wooden log. The child's right hand is touching the bark of a large tree trunk. The background is a soft-focus natural setting with more trees and foliage. The overall tone is warm and contemplative.

GRACE

**GOD'S LOVING PRESENCE
WITHIN US THROUGH WHICH
OUR LIVES ARE HEALED AND
TRANSFORMED SO THAT WE
BECOME MORE 'GOD-LIKE'.
GRACE MEANS WE LIVE IN
GOD AND GOD LIVES IN US.
GRACE THEN IS THE LIFE,
THE PRESENCE AND ACTION
OF GOD AMONG US.
ALL GRACE IS A GIFT FROM
GOD.**

Mark 10:46-52 (NRSVCE)

The Healing of Blind Bartimaeus

⁴⁶ They came to Jericho. As he and his disciples and a large crowd were leaving Jericho, Bartimaeus son of Timaeus, a blind beggar, was sitting by the roadside. ⁴⁷ When he heard that it was Jesus of Nazareth, he began to shout out and say, "Jesus, Son of David, have mercy on me!" ⁴⁸ Many sternly ordered him to be quiet, but he cried out even more loudly, "Son of David, have mercy on me!" ⁴⁹ Jesus stood still and said, "Call him here." And they called the blind man, saying to him, "Take heart; get up, he is calling you." ⁵⁰ So throwing off his cloak, he sprang up and came to Jesus. ⁵¹ Then Jesus said to him, "What do you want me to do for you?" The blind man said to him, "My teacher, let me see again." ⁵² Jesus said to him, "Go; your faith has made you well." Immediately he regained his sight and followed him on the way.

There's a hole in my bucket:

There's a hole in my bucket, dear Liza, dear Liza,
There's a hole in my bucket, dear Liza, a hole.
So fix it dear Henry, dear Henry, dear Henry,
So fix it dear Henry, dear Henry, fix it.

With what should I fix it, dear Liza, dear Liza,
With what should I fix it, dear Liza, with what?
With straw, dear Henry, dear Henry, dear Henry,
With straw, dear Henry, dear Henry, with straw.

But the straw is too long, dear Liza, dear Liza,
The straw is too long, dear Liza, too long.
So cut it dear Henry, dear Henry, dear Henry,
So cut it dear Henry, dear Henry, cut it!

etc.

She'll be coming round the mountain.

She'll be coming round the mountain when she comes (toot, toot)
She'll be coming round the mountain when she comes (toot, toot)
She'll be coming round the mountain, she'll be coming round the mountain
She'll be coming round the mountain when she comes (toot, toot)

She'll be driving six white horses when she comes (whoa back!)
She'll be driving six white horses when she comes (whoa back!)
She'll be driving six white horses, she'll be driving six white horses
She'll be driving six white horses when she comes (whoa back!)
Oh, we'll all go out to meet her when she comes (hi babe)
Oh, we'll all go out to meet her when she comes (hi babe)
Oh, we'll all go out to meet her, we'll all go out to meet her
We'll all go out to meet her when she comes (hi babe)
etc

Michael Row the Boat Ashore

Michael row the boat ashore, hallelujah
Michael row the boat ashore, hallelujah
Sister help to trim the sails, hallelujah
Sister help to trim the sails, hallelujah
Jordan's River is deep and wide, hallelujah
And I've got a home on the other side, hallelujah
The river Jordon is chilly and cold, hallelujah
It chill the body but not the soul, hallelujah
Michael row the boat ashore, hallelujah
Michael row the boat ashore, hallelujah

Row, row, row your boat

Row, row, row your boat
Gently down the stream
Merrily merrily, merrily, merrily
Life is but a dream
Row, row, row your boat
Gently down the stream
Merrily merrily, merrily, merrily
Life is but a dream
Row, row, row your boat
Gently down the stream
Merrily merrily, merrily, merrily
Life is but a dream
Row, row, row your boat
Gently down the stream
Merrily merrily, merrily, merrily
Life is but a dream

Mary had a little lamb

Mary had a little lamb,
It's fleece was white as snow, yeah.
Everywhere the child went,
The little lamb was sure to go, yeah.
He followed her to school one day,
And broke the teachers rule.
What a time did they have,
That day at school.
Tisket, tasket,
A green and yellow basket.
Sent a letter to my baby,
On my way I passed it.

Only By Grace

[Robert Galea](#)

Amazing grace how sweet the sound, that saved a wretch like me,
I once was lost but now I'm found, no longer blind, I see.
I have chosen to run this race, determined to reach the end,
I have forgotten it's only by grace that I can see, Your face.

Only by grace the eagles fly, by that same grace, you'll lift me high,
I lift up my hands to You, it's you alone,
who can show me the way,
the way to the Father's throne.

Oh I've tried to walk alone, it was to no avail, but when all been said and done,
I know that I'm too frail.

Only by grace the eagles fly, by that same grace, you'll lift me high,
I lift up my hands to You, It's You alone,
who can show me the way.

Only by grace can I see, that I can be, all I'm called to be,
I lift up my eyes to You, it's You alone, who will lead me away,
far away from sin.

Your Grace Is Enough

[Chris Tomlin](#)

(Remember to draw out that although the grace of God is more than enough we are called to act with it and to be partners in bringing about the kingdom of God here on earth.)

Great is Your faithfulness oh God
You wrestle with the sinner's heart
You lead us by still waters in to mercy
And nothing can keep us apart
So remember Your people
Remember Your children
Remember Your promise
Oh God
Your grace is enough
Your grace is enough
Your grace is enough for me
Great is Your love and justice God
You use the weak to lead the strong
You lead us in the song of Your salvation
And all Your people sing along
So remember Your people
Remember Your children
Remember Your promise
Oh God

Your grace is enough
Your grace is enough
Your grace is enough for me
So remember Your people
Remember Your children
Remember Your promise
Oh God
Your grace is enough
Your grace is enough
Your grace is enough for me
Your grace is enough
Heaven reaching down on us
Your grace is enough for me
God I see your grace is enough
I'm covered in your love
Your grace is enough for me
For me

Broken Vessels (Amazing Grace)

[Hillsong Worship](#)

All these pieces
Broken and scattered
In mercy gathered
Mended and whole
Empty-handed
But not forsaken
I've been set free
I've been set free
Amazing grace
How sweet the sound
That saved a wretch like me, oh
I once was lost
But now I'm found
Was blind but now I see
Oh, I can see it now
Oh, I can see the love in Your eyes
Laying yourself down
Raising up the broken to life
You take our failure
You take our weakness
You set Your treasure
In jars of clay
So take this heart, Lord
I'll be Your vessel
The world to see
Your life in me, oh
Amazing grace
How sweet the sound

That saved a wretch like me, oh
I once was lost
But now I'm found
Was blind but now I see
Oh, I can see it now
Oh, I can see the love in Your eyes
Laying yourself down

Raising up the broken to life
Amazing grace
How sweet the sound
That saved a wretch like me, oh
I once was lost
But now I am found
Was blind but now I see
Amazing grace
How sweet the sound
That saved a wretch like me, oh
I once was lost
But now I am found
Was blind but now I see
Oh, I can see it now
Oh, I can see the love in Your eyes
Laying yourself down
Raising up the broken to life
Amazing grace
How sweet the sound
That saved a wretch like me, oh
I once was lost
But now I am found
Was blind but now I see
Amazing grace
How sweet the sound
That saved a wretch like me, oh
I once was lost
But now I'm found
Was blind but now I see
Oh, I can see it now
Oh, I can see the love in Your eyes
Laying yourself down
Raising up the broken to life
Oh, I can see it now
Oh, I can see the love in Your eyes
Laying yourself down
Raising up the broken to life
Oh, I can see it now
Oh, I can see the love in Your eyes
Laying yourself down
Raising up the broken to life

Amazing Grace

Kids Worship

Verse 1

Amazing grace, how sweet the sound
That saved a wretch like me I once was lost,
but now am found Was blind, but now I see

Chorus

Grace is amazing
It's so amazing
Grace coming down to you and me Heaven's our home,
His death's the key
Our sins erased Amazing grace

Verse 2

'Twas grace that taught my heart to fear
And grace my fears relieved
How precious did that grace appear The hour I first believed

Chorus

Grace is amazing
It's so amazing
Grace coming down to you and me Heaven's our home,
His death's the key
Our sins erased Amazing grace

Verse 3

When we've been there ten thousand years
Bright shining as the sun
We've no less days to sing God's praise
Than when we'd first begun

Chorus

Grace is amazing It's so amazing
Grace coming down to you and me Heaven's our home,
His death's the key
Our sins erased
Amazing grace
Amazing grace