



CHILDREN'S ACTIVITIES for SENIOR A



**This book
belongs to:**

Parish:



**PRIMARY
RELIGIOUS
EDUCATION
PROGRAMME**



**FOR CHILDREN IN CATHOLIC PARISHES IN AOTEAROA
NEW ZEALAND**

PRIMARY RELIGIOUS EDUCATION PROGRAMME

**FOR CHILDREN IN CATHOLIC PARISHES IN AOTEAROA
NEW ZEALAND**

CHILDREN'S ACTIVITIES for SENIOR A CONTENTS

Activities for God Strand.....	pages 2-6
Activities for Jesus Christ Strand.....	pages 7-11
Activities for The Holy Spirit Strand.....	pages 12-17
Activities for Church-Community of Disciples Strand.....	pages 18-22
Activities for Sacrament Strand.....	pages 23-27
Activities for Communion of Saints Strand.....	pages 28-31
Acknowledgements.....	page 32



God - Te Atua - Io Matua Kore “the Father Almighty”



Names and Images for God in the Old Testament



Deuteronomy 32:11

God is described as a

This image of God shows
a God who is _____

Ezekiel 17:22-24

God is described as a

This image of God shows
a God who is _____

Psalm 18:2

God is described as a

This image of God shows
a God who is _____



Luke 15:8

mother hen

Matthew 23:37

shepherd

Luke 13:20-21

gardener or
vinegrower

John 10:1-8

Jesus

John 15:1

baker woman

Colossians 1:15


housewife

Instructions

- Read together
- Work together to locate the Scripture references and read them
- Match them with the image for God - draw lines with different coloured felts
- Complete the sentences
- Illustrate your favourite New Testament image for God and write the title on the _ _ _ _ line
- Write words which describe God from New Testament images

My favourite New Testament image of God is _____
in _____ gospel.

I like this best because _____

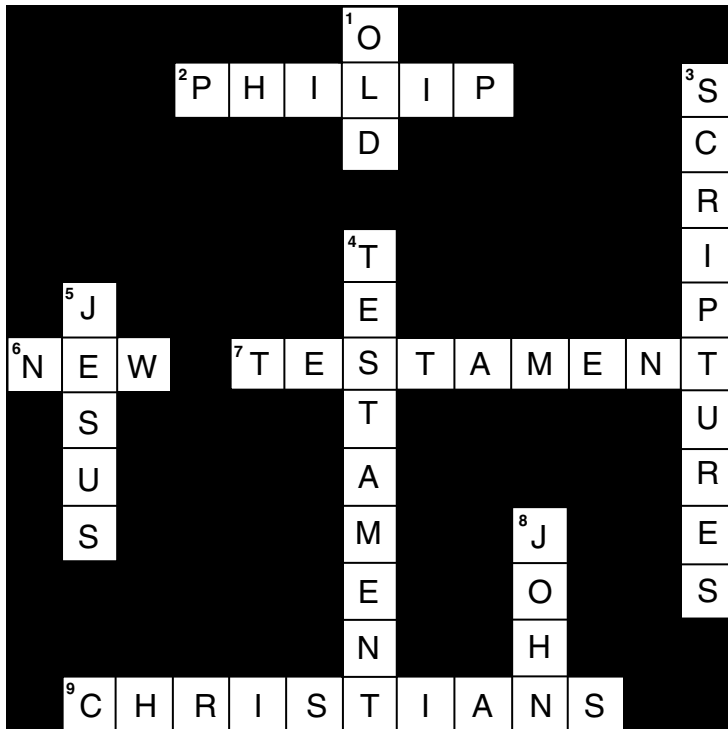




Learning Strand:
God - Te Atua - Io Matua Kore
“the Father Almighty”



Christians Come to Know God through Jesus



Jesus called God _____
Because of Jesus' teaching and life
Christians know God is _____



Across

2 _____

6 and 7 _____

9 _____


Down

1 and 4 _____

3 _____

5 _____

8 _____



CODE:

✓	♦	★	♣	✱	☹	✱	☼	✧	☾	✧	★	☼
a	b	c	d	e	f	g	h	i	j	k	l	m
✱	✱	✱	✱	✱	✱	✱	✱	✱	✱	✱	✱	✱
n	o	p	q	r	s	t	u	v	w	x	y	z

In your prayer:
Ask Jesus to help you come
to know God

Instructions

- Read together
- Write the clues for the Crossword
- Break the code and write the message from John's gospel
- Complete the sentences



Learning Strand:
God - Te Atua - Io Matua Kore
“the Father Almighty”



Good Samaritans Today



Dear Family-Whanau,

In Religious Education today we wrote a present-day version of the Good Samaritan story Jesus told. We talked about how people respond to God by the way they live their lives. It would be good if we could spend some times as a family-whanau discussing what we could do in our lives that resembles the actions of the Good Samaritan when we meet people in need.

Here are some discussion starters we could use -

- Our Family-Whanau responds to people in need by ...
- Some practical ways we could help those in need would be we could ...
- People we know who are in need of help are ... so we could ...
- Something we could do immediately would be ...
- Something we could do in the future would be ...

WORD FIND

A	G	O	F	L	I	K	E	W	I	S	E
C	W	N	W	P	R	O	V	E	D	X	R
V	H	E	H	A	N	D	E	X	S	G	O
T	I	P	E	R	S	O	N	G	H	Y	S
I	C	D	S	Q	R	W	K	O	O	Z	A
U	H	P	T	H	E	H	M	O	W	K	I
M	E	R	C	Y	N	O	P	D	E	D	D
N	E	I	G	H	B	O	U	R	D	O	O
J	L	O	J	E	S	U	S	J	S	L	M

Instructions

- Read together
- Share ideas together
- Read the story of the Good Samaritan in Luke 10:30-37
- Do the Word Find and write the message - see Luke 10:36-37 for clues
- Retell the version your group wrote today in class
- Pray together for all people who need a Good Samaritan today
- Check the Word Find with your teacher.

Think about
times you could be a
Good Samaritan

Message:-

“W _ _ _ _ p _ _ _ _ p _ _ _ _ g _ _ _ n _ _ _ _ ?”

“T _ _ o _ _ w _ _ s _ _ _ _ m _ _ _ _ .”

“G _ a _ _ d _ l _ _ _ _ _ ” J _ _ _ _ s _ _ _ .



Learning Strand:
God - Te Atua - Io Matua Kore
“the Father Almighty”




Creation is Graced by GOD

For your prayer:
Think about times you have allowed
God's grace to work in you to restore
the tapu and mana of creation

CREATION is Graced by GOD

Creation is graced by God. Every part of _____ from the tiniest grain of _____ to the largest _____ owes its _____ to _____ goodness and _____. Everything God created is _____ and one gift from God is _____. God gave people the _____ to choose good or _____. Even when people choose evil and _____ God's creation, God continues to give them the grace and _____ to put right what has been _____. The _____ and _____ of everything and everyone must be _____ and cared for.

Words around the circle: sand, tapu, spoiled, freedom, God's, existence, planet, mana, creation, grace, free, will, harm, respected, help, evil, good.



Recently I experienced God's glory and goodness...



Parish Primary Programme
Senior A - God Strand


Instructions

- Complete the sentences in the circle with the words from the edge of the circle
- Name a recent experience you have had of God's glory and goodness in creation
- Place some blessed water in a natural container and invite each member of your family-whanau to bless themselves as part of your family prayer tonight.



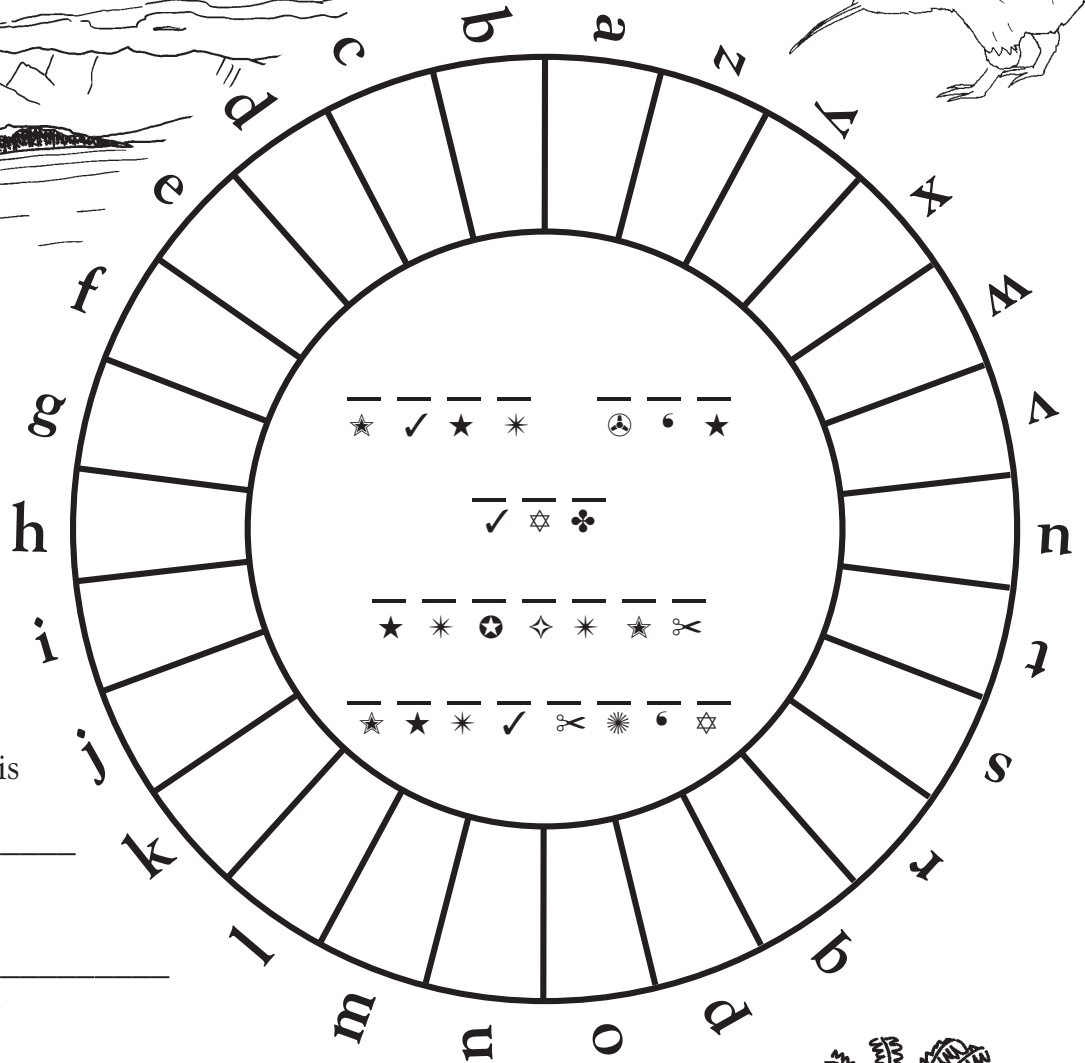
Learning Strand:
God - Te Atua - Io Matua Kore
"the Father Almighty"

Creation Must Be Respected And Cared For By All



CODE:

✓	★	♣	✱	☼
a	c	d	e	f
★	☼	☆	•	◇
g	i	n	o	p
★	☼	✂		
r	s	t		



My maunga - mountain is

My awa - river is

I can respect creation by

Gardeners can respect creation by

Scientists can respect creation by

Governments can respect creation by


Caring for creation is

not important important very important

Parish Primary Programme
Senior A - God Strand

Instructions

- Name something in creation for every letter of the alphabet which needs care and respect
- Break the code in the centre of the circle
- Complete the sentences about respecting creation
- Find out and name the river and mountain you were born nearest to
- On the continuum indicate how important you think caring for creation is.





Jesus is the Son of God

“ — — — — — ”

✿ ☆ ✈ ✨ + ✚ □ ☆ □ ✉

♥ + ✿ ✨ □ ✉ □ ♡

✿ ✨ ✂ ♥ ✉ □ ☆ ✨ □

— — — — — ,

✈ □ ✿ ✿ ☆ ♥ ✨ ☆ ✨ □

✿ ✨ + ✨ ♣ ☆ ✨ □

★ ☆ ✓ ☆ + ✨

★ ✨ ♡

CODE:

♥ ♦ ☆ ☾ 📄 ♀ ⚙️ ☼ ⬆️ ✨ ✧ ★ ✈️
a b c d e f g h i j k l m

+ ✨ ⛶ 🔴 ✉️ 🍀 ☆ ✂️ ✓ ❇️ ➡️ ✨ ✖️
n o p q r s t u v w x y z

What does this message mean?

Instructions

- Read together
- Decode the message and explain its meaning
- Read Paul's message
- Design a church window that shows the Christian belief that Jesus is the Son of God.

For your prayer:

Listen to God saying to you
- you are my beloved son/
daughter. I am pleased
with you.



God called me
through his grace
and was pleased
to reveal his Son
to me so I might
speak about him
among the
Gentiles.

Galatians 1:15-16



Learning Strand:
Jesus Christ - Hehu Karaiti
"his only Son, our Lord"



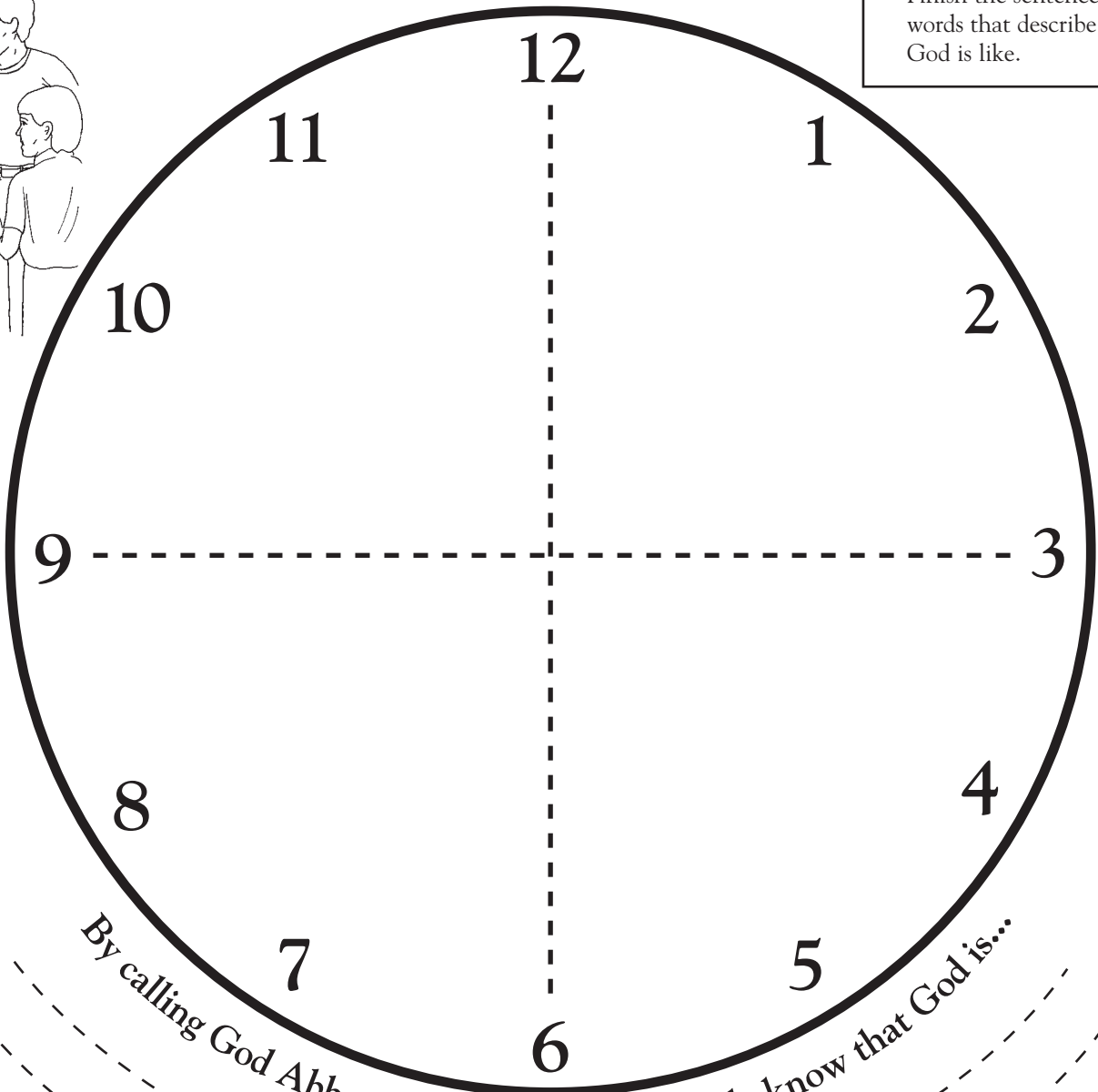
JESUS Revealed God is Abba, Father - Matua

Jesus called God Abba - meaning a loving Father - Matua. By calling God Abba, Jesus revealed that God is like loving parents in the way they show their care and love for their children.



Instructions

- Read together
- Draw 4 pictures or write examples that show how parents constantly care for their children
- Finish the sentence with words that describe what God is like.



By calling God Abba, Jesus was helping people know that God is...





Learning Strand:
Jesus Christ - Hehu Karaiti
"his only Son, our Lord"

Jesus Invites People to Turn Away From Sin



People are able to turn away from sin by

Instructions

- Read together
- Lightly mark the path to Jesus with pencil
- On the path write specific ways people can live Jesus' way of love
- At the wrong turnings write ways people can turn away from God. Some examples have been done for you
- Complete the sentence
- Ask a friend to find the way to Jesus.




Learning Strand:
Jesus Christ - Hehu Karaiti
"his only Son, our Lord"



Faith, Hope and Love

Whakaponono Túmanako Aroha



I believe in God	
I hope in God	
I love God	



I give people the gifts of f _ _ _ _ , h _ _ _ and l _ _ _ .

"God doesn't care about me"

I believe _____

"This is too hard. I give up"

I hope in _____

"Go away. I don't like you"

Instructions

- Read together
- Draw the faces of the people speaking the word balloons
- Draw cartoons showing how they live their gift of faith, hope and love
- Change the statements in the box into statements about faith, hope and love in God.

For your prayer:

In your prayer - Ask God to help you grow in faith, hope and love.




Learning Strand:
Jesus Christ - Hehu Karaiti
“his only Son, our Lord”



Scripture Research

	Person One	Person Two	Person Three
Scripture Reference	John 9:1-12		
The person's name or description	The blind beggar		
The person's relationship with Jesus	The man does not know Jesus. He calls him the man called Jesus.		
Why Jesus was important to them	Jesus was important to this man because he had been blind from birth and Jesus gave him back his sight.		



For your prayer:

Name one area of your life where you need God's saving love. Ask God for this.



Instructions


- Choose either Mark's Gospel Chapters 1-13 or John's Gospel Chapters 1-12. Look at the example that is done for you
- Research 2 different people whose lives were changed by Jesus
- Record your research on this chart.



The Holy Spirit - Te Wairua Tapu “the Lord, the giver of life”





Baptism and the Holy Spirit - Te Wairua Tapu



damaged grace and harmony God had given





Instructions

- Read together
- Inside the circle of people write what people do to live as children of God
- Think of a situation where there is a choice between doing good or doing wrong. In one cloud write the choice that would be in agreement with being children of God and in the other, a choice that would be against this. Draw an image of the Holy Spirit on the right choice.
- In the boxes below write who helps people make the choices to live like children of God.

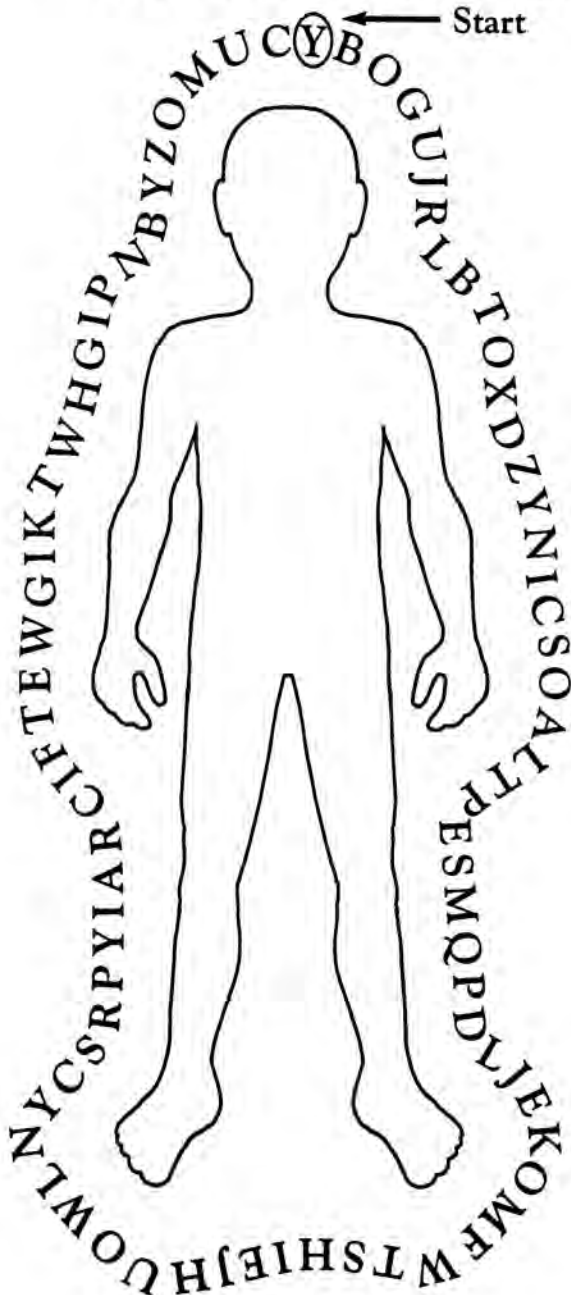
Choices	Choices	Choices
<div style="display: flex; align-items: center; justify-content: center;"> <div style="writing-mode: vertical-rl; transform: rotate(180deg); font-weight: bold; margin-right: 10px;">This?</div> <div style="border: 1px solid black; border-radius: 50%; width: 200px; height: 150px; margin: 10px;"></div> </div>	<div style="display: flex; align-items: center; justify-content: center;"> <div style="margin-right: 10px;">or</div> <div style="border: 1px solid black; border-radius: 50%; width: 200px; height: 150px; margin: 10px;"></div> <div style="writing-mode: vertical-rl; transform: rotate(180deg); font-weight: bold; margin-left: 10px;">This?</div> </div>	
<div style="display: flex; justify-content: space-around;"> <div style="border: 1px solid black; width: 30px; height: 20px;"></div> <div style="border: 1px solid black; width: 30px; height: 20px;"></div> <div style="border: 1px solid black; width: 30px; height: 20px;"></div> </div>	<div style="display: flex; justify-content: space-around;"> <div style="border: 1px solid black; width: 30px; height: 20px;"></div> <div style="border: 1px solid black; width: 30px; height: 20px;"></div> <div style="border: 1px solid black; width: 30px; height: 20px;"></div> <div style="border: 1px solid black; width: 30px; height: 20px;"></div> </div>	<div style="display: flex; justify-content: space-around;"> <div style="border: 1px solid black; width: 30px; height: 20px;"></div> <div style="border: 1px solid black; width: 30px; height: 20px;"></div> <div style="border: 1px solid black; width: 30px; height: 20px;"></div> <div style="border: 1px solid black; width: 30px; height: 20px;"></div> <div style="border: 1px solid black; width: 30px; height: 20px;"></div> <div style="border: 1px solid black; width: 30px; height: 20px;"></div> </div>



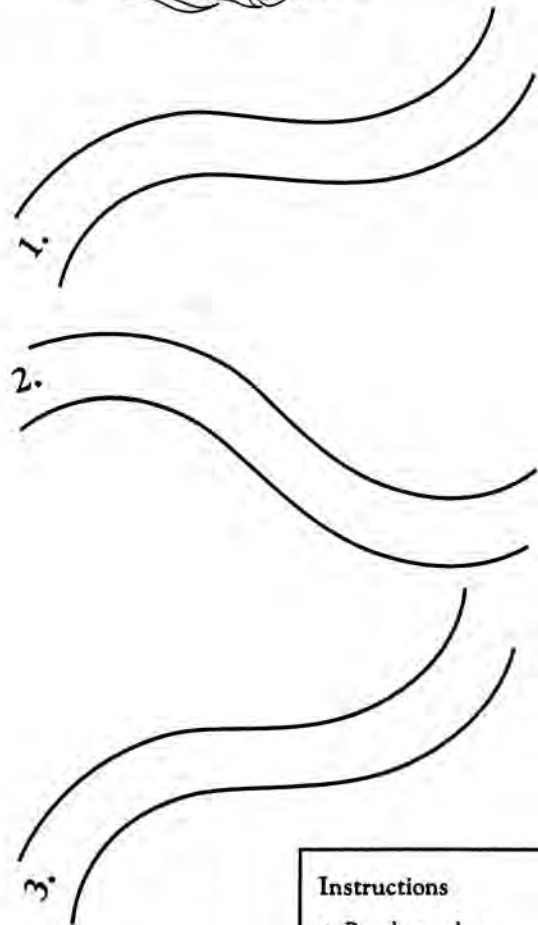
Learning Strand:
The Holy Spirit - Te Wairua Tapu
“the Lord, the giver of life”

The Holy Spirit

- Te Wairua Tapu Living in People



In your prayer:
Ask the Holy Spirit to help you
know and love God more and
help you share your love
with others.



Instructions

- Read together
- Starting with Y write every second letter on the dotted lines and read the message
- In the space beside the figure write 3 things that you think are important about this message.



The Spirit of God in the Old Testament



Scripture Reference	Image of God	Scripture Reference	Image of God
Psalms 103:13		Psalms 27:1	
Isaiah 49:15		1 Samuel 16:1-13	
Deuteronomy 32:11		Psalms 42:1-2	
Psalms 23		Ezekiel 22:20	
Ezekiel 17:22-24		Genesis 1:1-2	
Exodus 15:3		Genesis 2:7	



The Holy Spirit - Te Wairua Tapu in the Old Testament was referred to as _____.

People in the Old Testament used _____ as a name for God.

It comes from the _____ language.

My favourite Old Testament image of God is

 as recorded in _____



Instructions

- Complete the grid by reading the Scripture references and recording the image of God in it
- Complete the sentences
- Draw your favourite Old Testament image of God.





JESUS Prepared the Apostles to Teach His Message

Dear Family-Whanau,

In Religious Education we are learning about Jesus as a teacher and how he prepared the apostles to teach. Could we make time for me to explain this to you? Can you tell me about people who helped you to learn about the message of Jesus when you were my age?

PEOPLE REACTED IN DIFFERENT WAYS TO THE APOSTLES' TEACHING

Read the following:-

Acts 2:13 The people thought the believers were _____

Acts 2:40-41 Many people _____ and were _____

Acts 4:32-35 People who came to believe _____ their possessions and _____ them so no one was _____

Acts 5:12-16 People came to believe by witnessing _____ and more and more were _____ to the group and sick people were _____ so they could be _____



Instructions

- Read together and share ideas
- Read the Scripture References and complete the sentences which describe how people reacted to the apostles' teaching
- Choose one reference. Label it and illustrate it
- Pray in your Family-Whanau prayer time for all people who teach and live the message of Jesus.



Teaching in the Name of JESUS CHRIST



S	A	Y	T	E	A	C	H	I	N	G	S	M	N	H	K
E	Z	T	H	E	G	F	J	J	I	K	R	C	O	I	N
L	W	P	V	C	H	S	T	E	S	O	L	O	Q	M	T
T	D	E	A	B	O	F	H	S	L	K	U	U	I	N	S
S	A	F	E	S	T	D	A	U	A	T	Y	L	P	G	M
O	T	H	E	U	S	C	T	S	J	O	T	D	S	Q	R
P	O	N	G	K	O	E	N	C	H	R	I	S	T	I	U
A	B	H	P	X	N	V	D	M	A	N	D	F	W	P	O
S	R	E	H	T	O	O	Q	C	O	M	E	C	J	H	L
R	I	D	B	E	Z	X	W	O	B	E	L	I	E	V	E

The Apostles passed on the teachings of Jesus Christ so that others could come to know and believe in him.

		<p>Think about how you respect the name of Jesus Christ and what you have been taught in his name</p>



Instructions

- Read the sentence and complete the Word Find
- Using a comic strip style, record one of the incidents from the Acts of the Apostles
- Share your comic strip with a class friend.

Famous People in the Early Christian Communities

Dear Family-Whanau,

In Religious Education we are learning about what life was like being a new Christian in the early Church communities. There were many interesting differences between the early Church and the Church today. Could we identify them and talk about them.



The Early Church



- grew very rapidly
- members shared everything they had with each other
- met regularly for the breaking of bread and prayer in their homes
- shared the teaching of the apostles
- were persecuted for what they believed
- were strengthened by the Holy Spirit to share the good news of Jesus
- had women as leaders
- its leaders were put to death



The Church Today

[illegible]

Three leaders in the early Church were:

Three leaders in the Church today are:

Instructions

- Read together
- Discuss and record ideas about the Church today
- Name the leaders
- Read some of the Acts of the Apostles at Family-Whanau prayer time and pray for the Church today.



Learning Strand:
Church - Community of Disciples
Te Whanau a Te Karaiti

Spreading the Good News

The Key Places Mentioned in Paul's Missionary Journeys



This is the route of Paul's _____ Journey.

Postcard from _____



With love and greetings from your brother in Christ, Paul



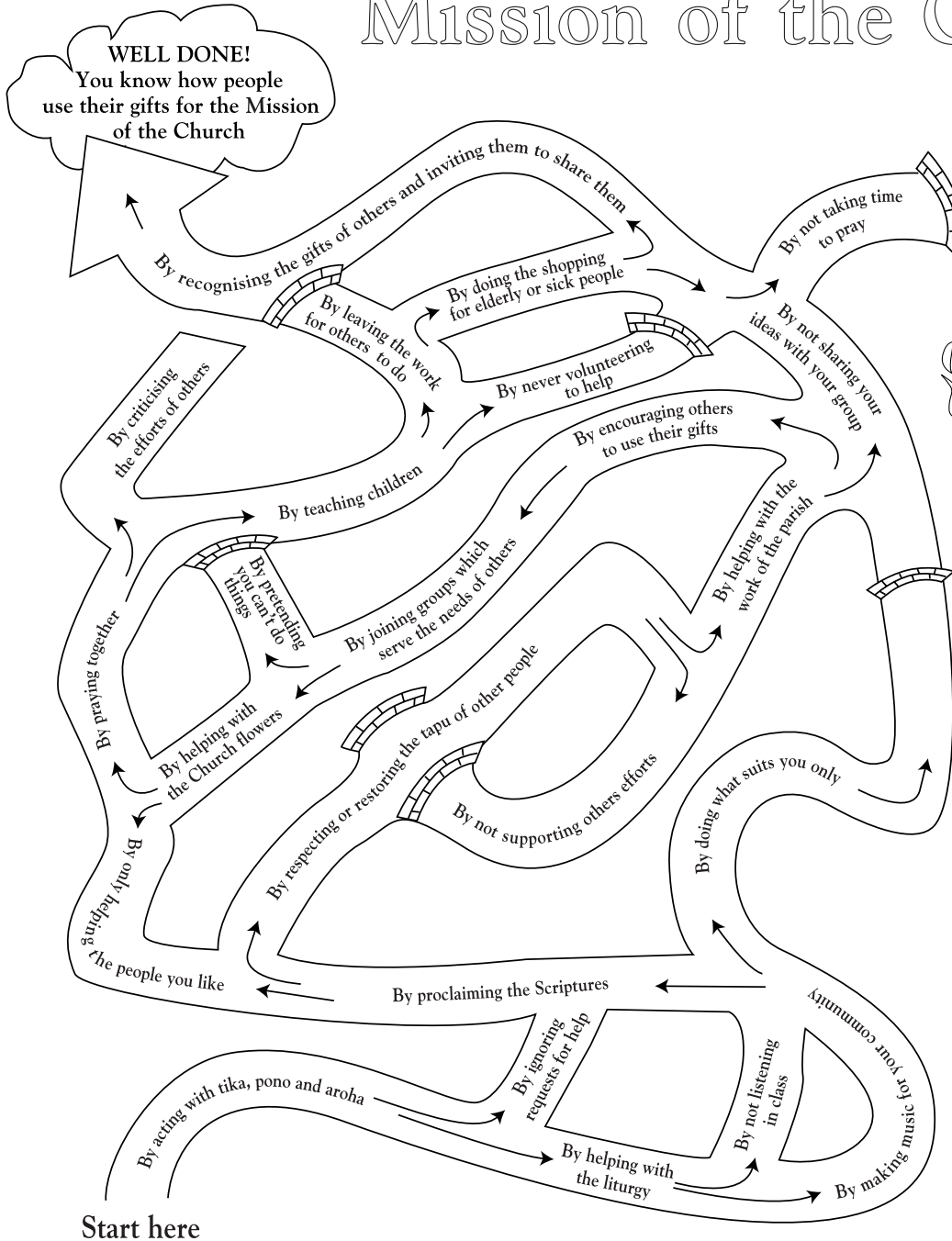
Instructions

- Trace the route of one of Paul's journeys and caption it
- Write a suitable message on the postcard from Paul.



Learning Strand:
Church - Community of Disciples
Te Whanau a Te Karaiti

People Use Their Gifts for the Mission of the Church



For your prayer:

Think about how you share your gifts for the Mission of the Church



Instructions


- Read together
- Follow the maze and find ways people can use their gifts for The Mission of the Church
- Write 2 ways children can carry on the Mission of the Church
- Complete the sentences
- Pray in your family-whanau about the Mission of the Church

The Mission of the Church is to

Two ways children can carry out the Mission of the Church are:

Jesus is **the** Sacrament of God

Jesus is the one who most fully reveals who God is to people. He was a human Sacrament of God - a visible sign of God who cannot be seen.



To reveal is like drawing back the curtain



When _____ met Jesus _____

To have seen Jesus was to have seen _ _ _ .

_ _ _ _ _ reveals God most fully.

He is **the** _ _ _ _ _ of God.

In your prayer:


Ask for help to love others as Jesus did so that the risen Christ will still be seen today in the Christian Community -
Te Whanau a Te Karaiti

Instructions

- Read together
- In the picture space draw Jesus and someone he met during his life on earth.
- Write who met Jesus and what that person learned about God from having met Jesus
- Complete the sentences



The Church is to be the Sacrament of CHRIST



Instructions

- Read the clues together
- Complete the Crossword
- Check your answers with your teacher.

Across

1. The Church is to be a sign of _____ active in the world today.
4. The Church is to bring the _____ of Christ to people by being peacemakers.
5. A Sacrament is a visible _____ of Christ present in the world.
7. Jesus said “_____ one another.”
8. Jesus was a _____ sign of God who cannot be seen.
10. The Church is to carry on the work _____ began on earth.

Down

2. & 5. Jesus sent the _____ upon the Church at Pentecost.
3. The Church community is to _____ others everything Jesus taught.
6. The Church is to bring _____ to the sick.
7. The Church is to _____ people to God.
9. Jesus told the first disciples to make new disciples and _____ them.




The Purpose of the Sacraments of Initiation

Baptism - Confirmation - Eucharist

Imagine you are a Private Detective and you have been hired to watch a person who is accused of having been initiated into the Church and is living as a member of the Church. You are to collect evidence to prove that this is true.



	Name _____
	I.D. Number _____
	Code Name _____
	Business Address _____
	Phone No. _____



The evidence against

#1

#2

#3

Signed:
Date:



Instructions

- Fill in the details of your Private Detective ID Card. Include a photo or drawing of yourself
- Write notes that you will give as evidence against this person who is living as a full member of the Church - give them a fictitious name
- Include information about
#1 when you see them praying
#2 what you see them doing to continue the work of Jesus and
#3 how you see them celebrating the Sacraments within the Church.

The Rite and Purpose of the Sacrament of Confirmation



Ritual _____

This ritual means



Ritual _____

This ritual means


- The person is strengthened by the Holy Spirit - Te Wairua Tapu to witness to Jesus and carry on his work.
- The person is forgiven their sins.
- The Holy Spirit is called down upon the person being Confirmed.

For your prayer:

Ask the Holy Spirit to strengthen you to be a strong follower of JESUS

Instructions

- Read together
- Name the rituals of the Sacrament of Confirmation shown in the pictures
- Choose the correct meaning of the ritual from below and write it in the box provided
- Draw 2 footprints on the path
- On the path write ways people can live as followers of Jesus, strengthened by the Holy Spirit in Confirmation.






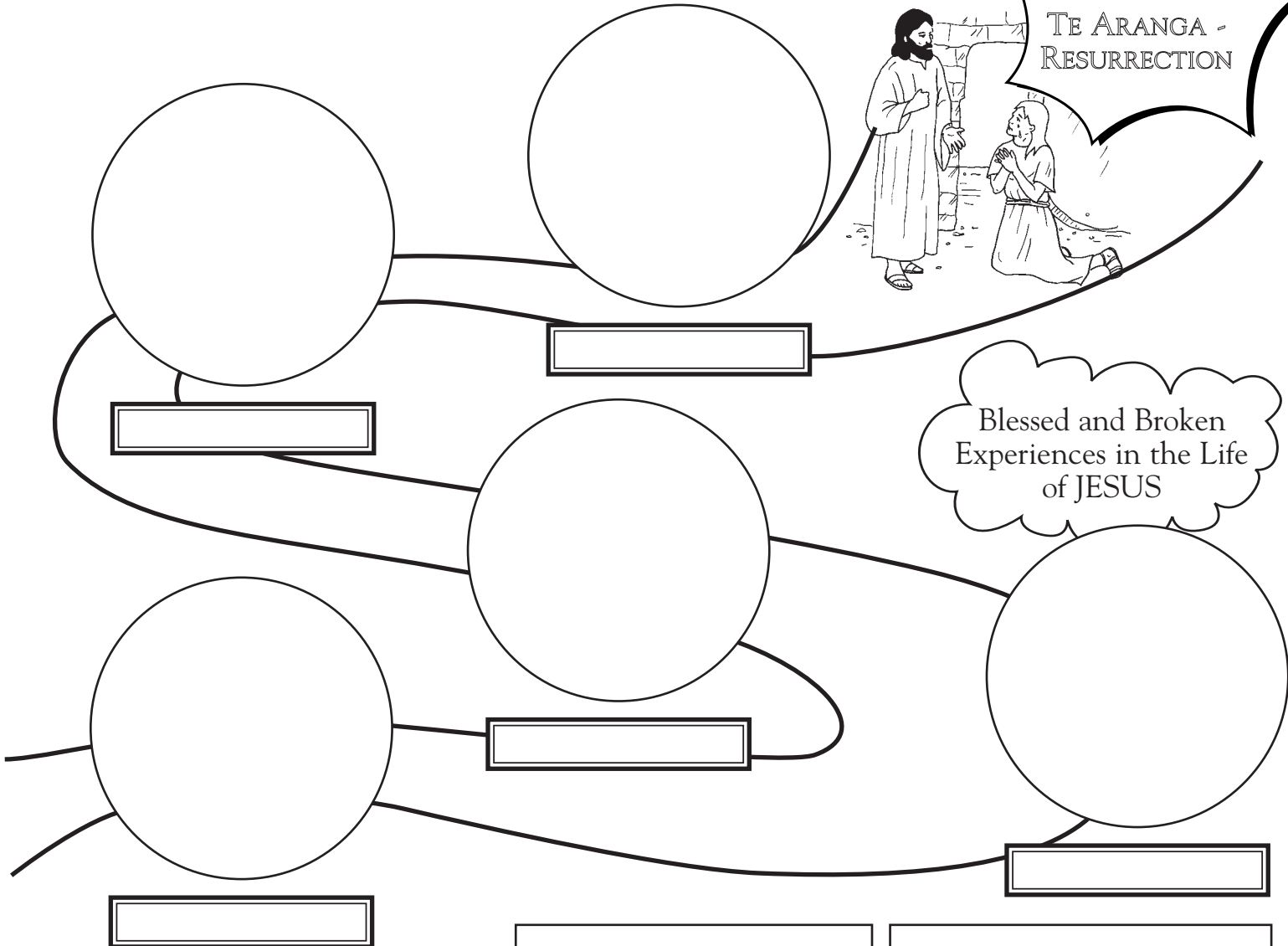
Learning Strand:
**Sacrament
Hakarameta**



People's Lives are Blessed and Broken



Blessed and Broken
Experiences in the Life
of JESUS



Through ----- people
can experience signs of God
present with them in the
blessed and broken experiences

Instructions

- Reflect on Jesus' life
- Choose some incidents from his life that you think he would have experienced as blessed and some he would have experienced as painful and broken
- Draw them or write them in the circles on his life journey. The headings throughout one of the gospels could help you think of them
- Label each as blessed or broken
- Complete the sentence.

COMMENT BOX

Student

Family-Whanau

Teacher



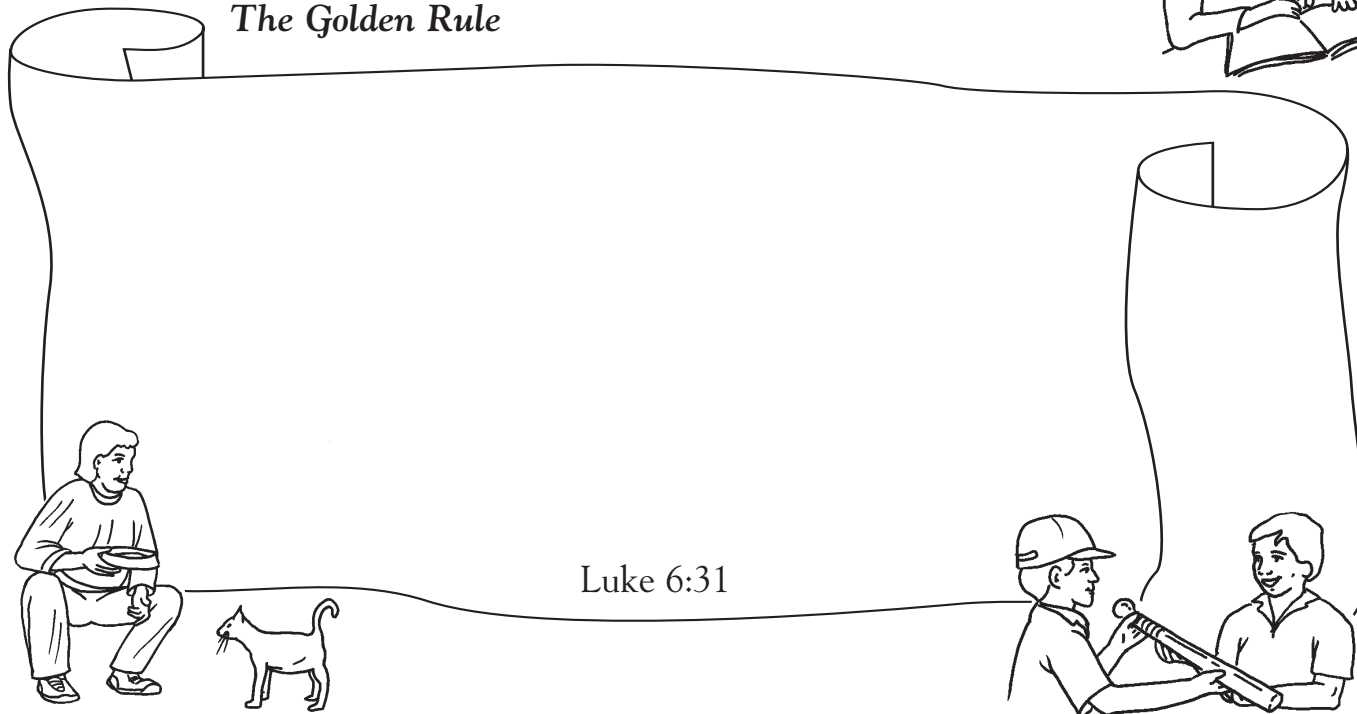
Learning Strand:
Communion of Saints
Te Kotahitanga o Te Hunga Tapu

Conscience - Hinengaro

Conscience - Hinengaro is _____




The Golden Rule





Instructions

- Write a definition of conscience
- Write the Golden Rule on the scroll
- Create a cartoon strip showing an example of the Golden Rule.





Learning Strand:
Communion of Saints
Te Kotahitanga o Te Hunga Tapu

Following One's CONSCIENCE - Hinengaro

Helps

Hindrances

CODE:

✓	◆	★	♣	✱	☼	✱	☼	☆	◌	✧	★	⊗
a	b	c	d	e	f	g	h	i	j	k	l	m
✱	✱	✚	✈	✉	♣	✚	✂	♥	☆	➔	□	×
n	o	p	q	r	s	t	u	v	w	x	y	z



--- -- --
 ✱ ✱ ✱ ⊗ ✂ ♣ ✚ ✱ ✱ ✚ ✓ ★ ✚ ✓ ✱ ✓ ☆ ✱ ♣ ✚ ✚ ☼ ✱ ☆ ✉
 --- -- -- -- -- -- -- -- -- --
 ★ ✱ ✱ ♣ ★ ☆ ✱ ✱ ✱ ✱ ✱ ✉ ◆ ✱ ☼ ✱ ✉ ★ ✱ ♣ ✚ ✱ ♣ ✱ ♣ ✱
 --- -- -- -- -- -- -- -- -- --
 ☼ ✱ ✉ ✚ ☼ ✱ ★ ✱ ✚ ✚ ✱ ✉ ✱ ☼ ◌ ✓ ⊗ ✱ ♣ ♣ ✓ □ ♣

In your prayer:

Ask the Holy Spirit to help you follow
your conscience well

James 4:17



Parish Primary Programme
Senior A - Communion of Saints Strand

Instructions

- Write helps and hindrances to following one's conscience
- Break the code - read the message
- Complete the sentence by looking up James 4:17 and copying the quote.



Mary's Magnificat

Mary said:

With all my heart
I praise the Lord,
and I am glad
because of God my Saviour.
God cares for me,
his humble servant.

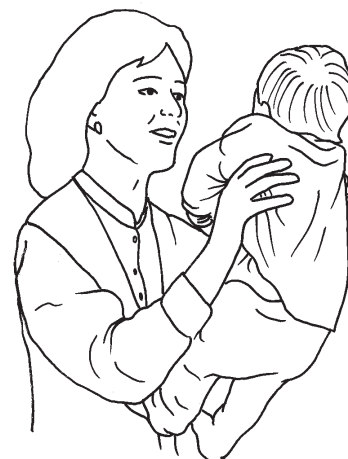



From now on,
all people will say
God has blessed me.
God All-Powerful has done
great things for me,
and his name is holy.
He always shows mercy
to everyone

who worships him.
The Lord has used
his powerful arm
to scatter those
who are proud.

God drags strong rulers
from their thrones
and puts humble people
in places of power.
God gives the hungry
good things to eat,
and sends the rich away
with nothing.

God helps his servant Israel
and is always merciful
to his people.

The Lord made this promise
to our ancestors,
to Abraham and his family
forever!






Learning Strand:
Communion of Saints
Te Kotahitanga o Te Hunga Tapu



Mary's Magnificat



1. Mary is this to Jesus.
2. Mary visited her.
3. God scatters people who are like this.
4. God shows this to everyone who worships him.
5. People will say God has done this to Mary.
6. God will put these people in places of power.
7. Mary praises God with all her _____.
8. These people are given good things to eat.
9. Mary says God's _____ is holy.
10. God chose the people of _____ to be God's own
11. God is all _____.
12. These were sent away with nothing.
13. Mary knows that God _____ for her.
14. Long ago God promised mercy to _____ and his family.
15. Strong rulers are dragged off these.



Name some groups who show concern for the poor

How do Christians today show concern for the poor and rejected?

Instructions

- Read the Magnificat on page 30 together
- Complete the Crossword
- Check your answers with your teacher
- Answer the questions
- Pray the Magnificat in your family-whanau tonight at prayer time.

ACKNOWLEDGEMENTS

National Centre for Religious Studies

Gary Finlay, Director

Marilyn Roberts, Secretary

Diocesan Representatives

National Working Party

Auckland	- Delia Ruane
Hamilton	- Darryl Shute
	- Breda Burke rsm
Palmerston North	- Marguerita Day
	- Jane Beatson
Wellington	- Clare Vaughan rsm
Christchurch	- Pat Mullin
	- Darryl Shute
Dunedin	- Maureen Cahill rsj

Theological Advisers

- Appointed by the New Zealand Catholic Bishops' Conference:

† John Mackey DD

Paul Williamson SM, S.T.D. M.A. (Hons)

Maori Consultants

Pa Henare Tate

Lucille Taylor rsj

Fr Bernard Dennehy

Rose Harris sm

Cover Art

Thanks to Catholic schools and pupils who provided cover artwork

© Copyright 1999 by National Centre for Religious Studies

No part of this document may be reproduced in any way, stored in a retrieval system, or transmitted by any means, without the prior permission of the publishers.

Imprimatur:

† Leonard Boyle DD

Bishop of Dunedin

Episcopal Deputy for Religious Studies

December 1999

Authorised by the New Zealand Catholic Bishops' Conference

Design and Layout:

Devine Graphics

P O Box 5954

Dunedin, New Zealand

Published by:

National Centre for Religious Studies

Catholic Centre

P O Box 1937

Wellington, New Zealand

Printed and Distributed by:

Printlink

33–43 Jackson Street, Petone

Private Bag 39996

Wellington Mail Centre

Lower Hutt 5045



Love
never
ends



Christians are called to proclaim
the Word of God - Te Kupu a Te Ariki

