



CHILDREN'S ACTIVITIES for MIDDLE B



**This book
belongs to:**

Parish:



**PRIMARY
RELIGIOUS
EDUCATION
PROGRAMME**



**FOR CHILDREN IN CATHOLIC PARISHES IN AOTEAROA
NEW ZEALAND**

PRIMARY RELIGIOUS EDUCATION PROGRAMME

**FOR CHILDREN IN CATHOLIC PARISHES IN AOTEAROA
NEW ZEALAND**

CHILDREN'S ACTIVITIES for MIDDLE B CONTENTS

Activities for God Strand.....	pages 1-5
Activities for Jesus Christ Strand.....	pages 6-14
Activities for The Holy Spirit Strand.....	pages 15-20
Activities for Church-Community of Disciples Strand.....	pages 21-26
Activities for Sacrament Strand.....	pages 27-31
Activities for Communion of Saints Strand.....	pages 32-35
Acknowledgements.....	page 36




Learning Strand:

God - Te Atua - Io Matua Kore “the Father Almighty”


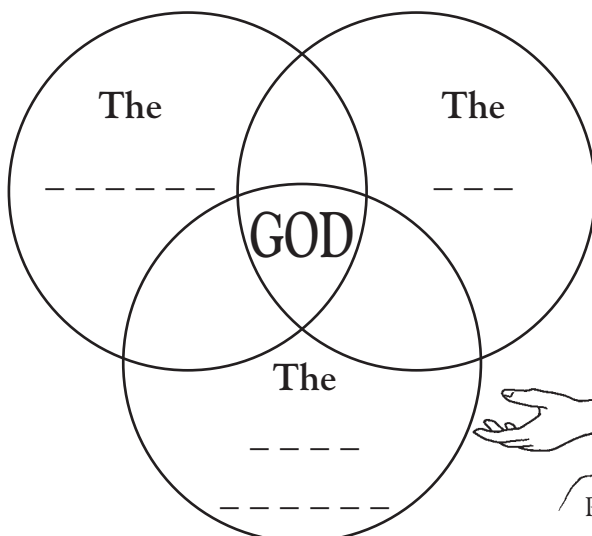


The Holy Trinity is a Loving Community



Mark 1:11

The Holy Trinity is



Parish Primary Programme
Middle B - God Strand

Glory be to the FATHER

Glory be to the FATHER

and to the SON

and to the HOLY SPIRIT

as it was in the beginning

is now and ever shall be
world without end.

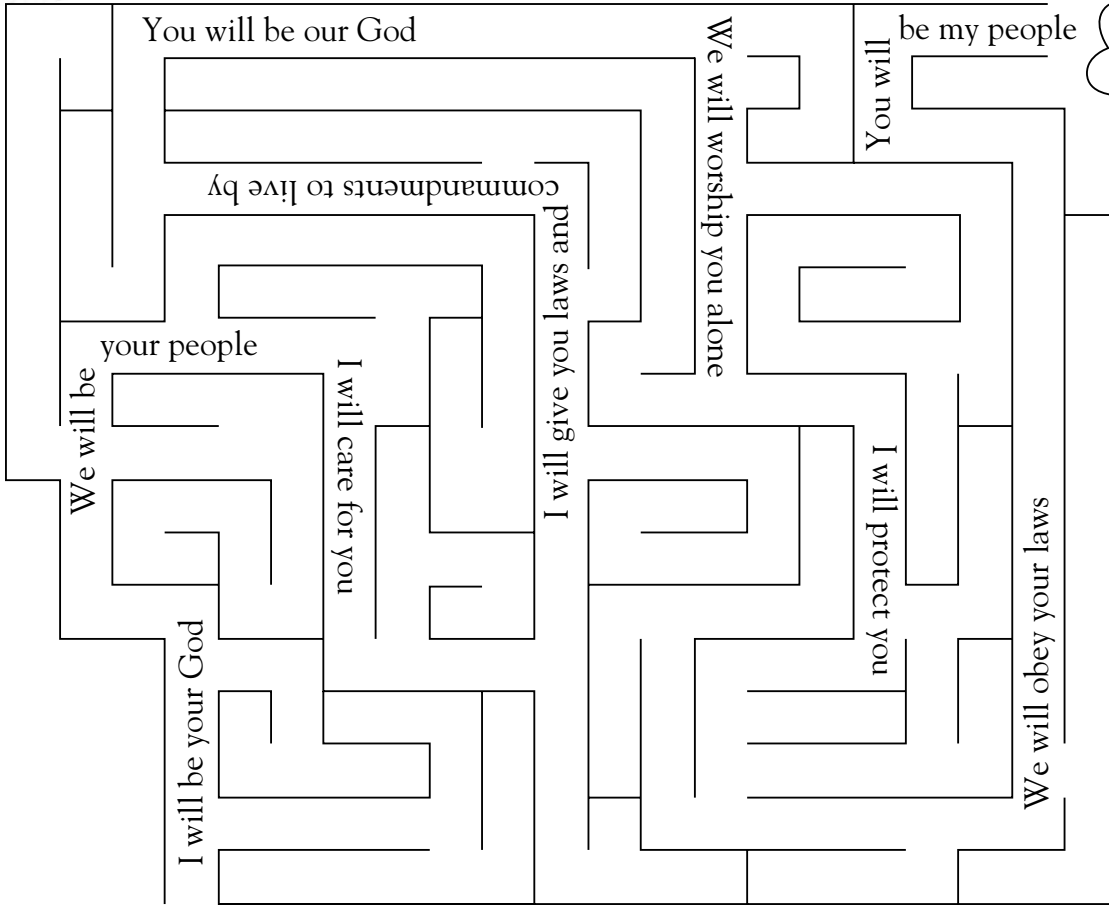
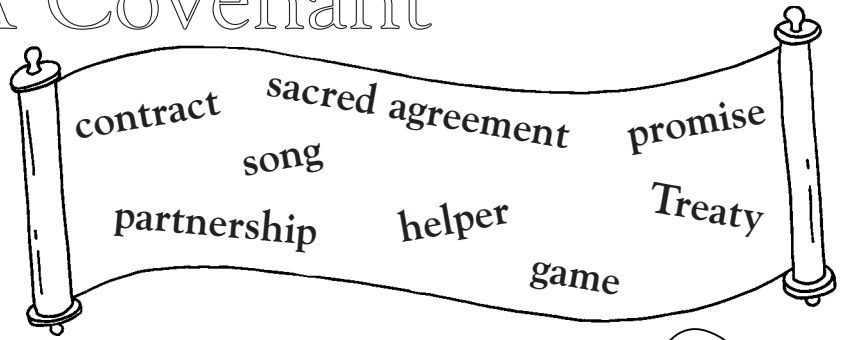
AMEN

What to do



- Read together
- Name the 3 persons of the Holy Trinity
- Write and memorise Mark 1:11
- Draw about Jesus' baptism and include each person of the Holy Trinity
- Recall the Glory be to the Father

Learning Strand:
God - Te Atua - Io Matua Kore
"the Father Almighty"

A Covenant



Start



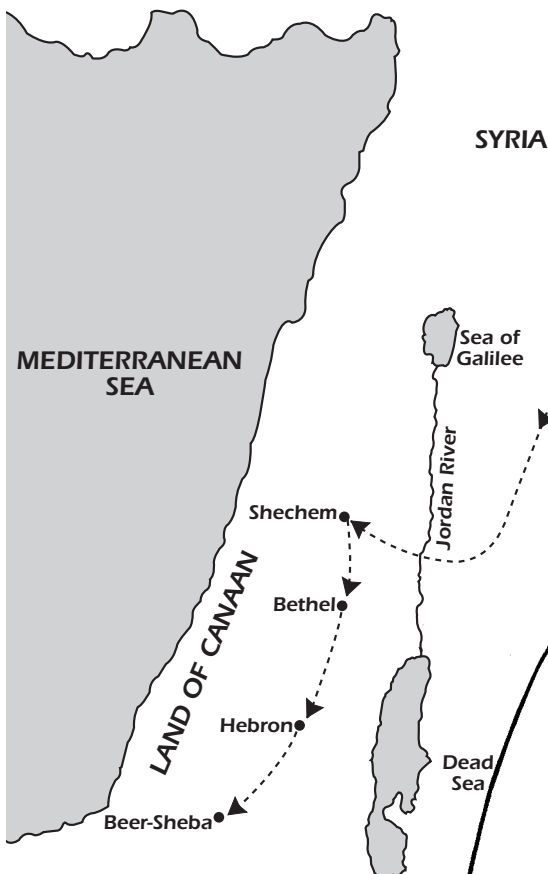
Instructions

- Read together
- Circle words in the scroll that mean covenant
- Follow the maze to God
- On the maze highlight in one colour God's promises to the people and in another colour the people of Israel's promises to God
- Draw ways people can worship and obey God today
- Tell a partner what your pictures are about.

For your prayer:
Tell God how you feel
when you hear
"I will be your God"

Parish Primary Programme
Middle B - God Strand

The Covenant God Made with Abraham and Sarah



Instructions

- Read together
- Decode the cryptogram to read God's promises to Abraham and Sarah
- On the map trace over Abraham's and Sarah's journey
- Illustrate the map with symbols to show some of the events that happened along the way.

and
make your _____ into a
great nation.
Through _____
_____ all the families of the

_____ to _____
and your _____ after
_____ the _____ of Canaan.
a _____
_____ be your _____
and the _____ of all your

- | | |
|---------------|-------------------|
| * bless | * children |
| ◆ earth | ● will |
| * land | □ family/families |
| ✦ descendants | ◐ Son |
| ☉ I | ○ you |
| * God | * give |



Learning Strand:

God - Te Atua - Io Matua Kore
“the Father Almighty”

The EXODUS Journey

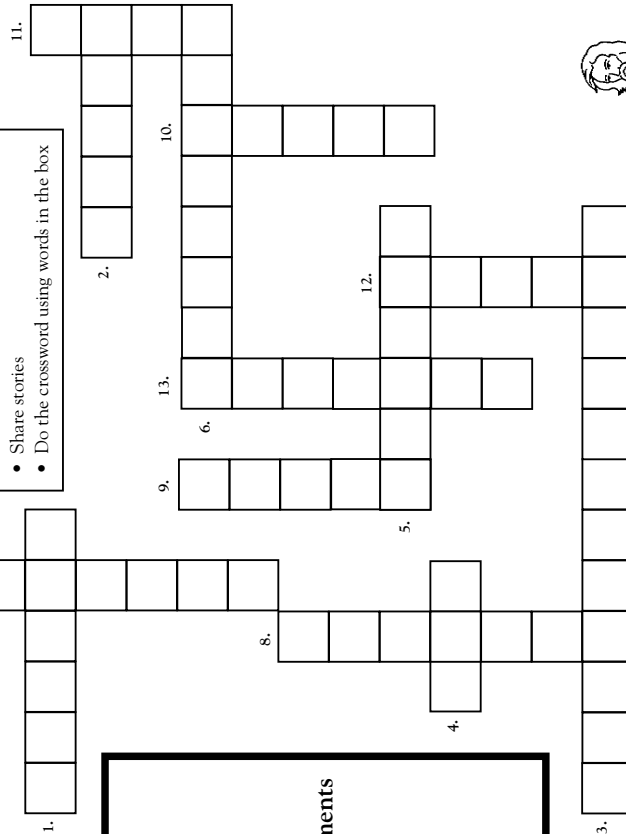
Dear Family-Whanau,

In Religious Education we have been talking about the Exodus journey. It is recorded in the book of Exodus. Perhaps we could read some of it together. Our class is having our own Exodus journey which I would like to tell you about.

Love from _____

- What to do**
- Read together
 - Colour the title
 - Share stories
 - Do the crossword using words in the box

slaves
Pharaoh
people
freedom
Egypt
Israel
Commandments
promised
Sinai
manna
land
Moses
ten



Crossword Clues:

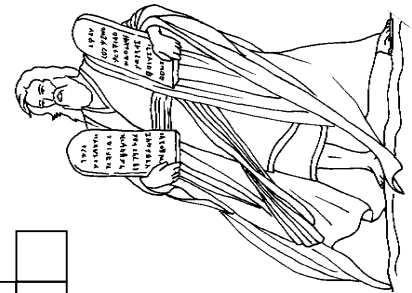
Across

- 1 The Israelites came from here
- 2 The people are this in the desert
- 3 God gave Moses these on tablets of stone
- 4 How many commandments are there?
- 5 What Pharaoh made the Israelites
- 6 What God said to the Israelites about the new land



Down

- 7 The Israelites were the Chosen...
- 8 This is what the Israelites wanted from the Egyptians
- 9 He did not want to be a leader
- 10 Where Moses received the ten commandments
- 11 Caanan was the Promised...
- 12 Moses escaped with the Israelites from here
- 13 The King of Egypt.



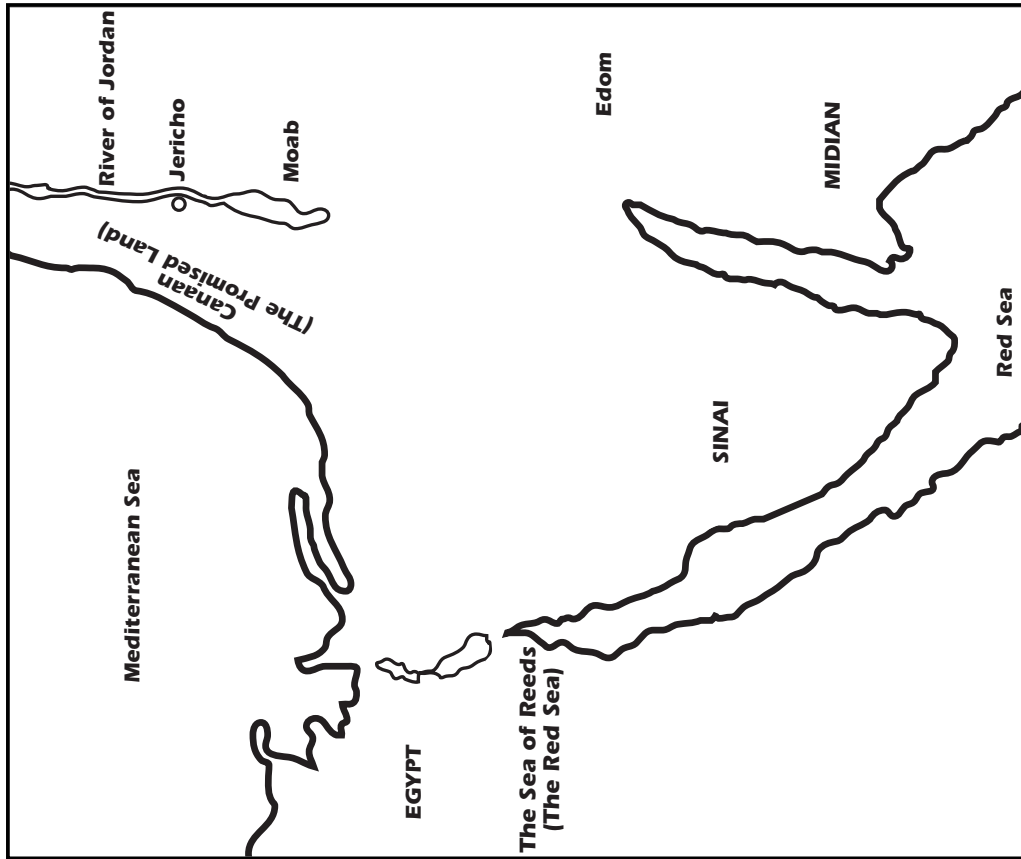
Parish Primary Programme
Middle B - God Strand



Learning Strand:

God - Te Atua - Io Matua Kore
“the Father Almighty”

EXODUS JOURNEY

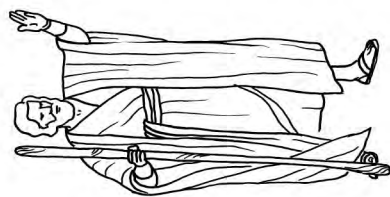


What to do

- Look at the map on the OHP
- Draw in pencil footprints to show the route of the Israelite people from Egypt, through the desert, to the Promised Land and draw pictures of events
- Draw in Mount Sinai and name it
- Check your work with a partner

Parish Primary Programme
Middle B - God Strand

The Ten Commandments



You should not desire murder.

You should have no other gods of the Lord your God.

You should not keeping it for God.

You should not desire speak lies.

Honour your father before Me.

Remember the Sabbath Day by what others have.

You should not be unfaithful and your mother.

You should not misuse the name your neighbour's spouse.


You should not steal.

You should not to your mate.

What to do

- Read together
- Match one with colour
- Read each commandment with a partner

COMMANDMENTS 4,5 and 6



Obeys and respect your parents

Be true-pono to your mate and keep your promises

You shall not kill

You shall not commit adultery

Honour your father and your mother

Show care and respect for all life

4. Honour your father and your mother
Deuteronomy 5:16

The Ten Commandments are
a gift of _____

What to do

- Read together
- Draw arrows from the numbers to match the correct commandments and their meaning
- Write 2 ways children keep the fourth commandment
- Complete the sentence



The New Commandments of Jesus

Children my age can live out the new commandment of Jesus by:

1 _____
2 _____



Change HATE to LOVE

Change T to V
Change H to L
Change A to O
Leave E where it is

For your prayer:

In your prayer, think about how you have shown your love for God today and how you have shown your love for others. Thank God for the grace of love.

COMMENT BOX

Child _____

Family-Whanau _____

Teacher _____

L _____

What to do

- Read together
- Change HATE to LOVE
- Starting with L write every second letter on the dotted lines to find Jesus' law of love
- Name 2 ways you can live out the new commandments of Jesus

Living as Jesus Lived

What to do

- Break the code
- Read the message
- Write about the parable of the yeast
- Complete the sentence

7 15 4 19 11 9 14 7 4 15 13 9 19 7 15 4 19 18 5 9 7 14

15 18 18 21 12 5 15 22 5 18 1 12 12 15 6 20 8 5 23 15 18 12 4

20 8 1 20 23 9 12 12 12 1 19 20 6 15 18 5 22 5 18. 9 20 9 19 1

18 5 9 7 14 15 18 11 9 14 7 4 15 13 15 6 10 21 19 20 9 3 5 12 15 22 5

16 5 1 3 5 8 15 12 9 14 5 19 19 20 18 21 20 8 7 18 1 3 5 1 14 4

12 9 6 5.

Break the code:

a = 1	e = 5	i = 9	m = 13	q = 17	u = 21	y = 25
b = 2	f = 6	j = 10	n = 14	r = 18	v = 22	z = 26
c = 3	g = 7	k = 11	o = 15	s = 19	w = 23	
d = 4	h = 8	l = 12	p = 16	t = 20	x = 24	

Retell the parable of the yeast

The Kingdom of God is like _____

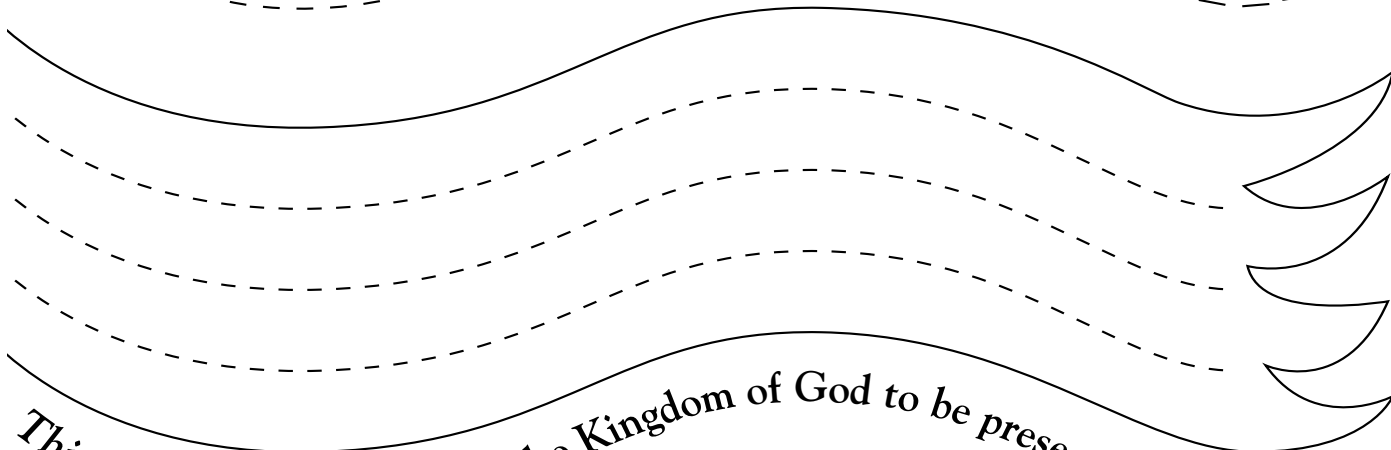
A person could be like the yeast that makes the bread rise and helps the Reign of God grow on earth by

Jesus Came to Show People How to Live and to Lead Them to God



Learning Strand:
Jesus Christ - Hehu Karaiti
“his only Son, our Lord”

The K _____ of God Breaks Through on E _____ h
Each Day



This is how people can help the Kingdom of God to be present on earth...

JESUS proclaimed the Kingdom of God
to the Samaritan woman at the well by

For your prayer:

How do you co-operate with God to help
God’s Kingdom come on earth
as it is in heaven?

What to do

- Read together
- Complete the title
- Write your ideas on the streamer
- Draw a picture of the woman at the well
- Write how Jesus proclaimed the Kingdom of God to the Samaritan woman at the well



Jesus Came to Show People How to Live and to Lead Them to God



Learning Strand:
Jesus Christ - Hehu Karaiti
“his only Son, our Lord”

Jesus Respected

Tapu in People



1. Jesus respected the tapu of the leper by showing _ _ _ _ _
2. By not shunning the man, and doing the right thing, Jesus acted with _ _ _ _
3. By showing aroha, even though he didn't have to, Jesus acted with _ _ _ _

tika pono aroha

What to do

- Read together
- Complete the sentence by using the words in the box
- Draw Jesus healing the man with leprosy
- Colour the koru

Jesus Came to Show People How to Live and to Lead Them to God

Parish Primary Programme
Middle B - Jesus Strand



Acting with Tika, Pono and Aroha



tika - Justice - the right and proper thing to do

pono - being true - always doing what is tika

aroha - love and compassion

I act with tika, pono and aroha when...

Dear Family-Whanau,

Today in Religious Education we continued to talk about tika, pono and aroha and the tapu of all people. Could you please help me to name the ways I act with tika, pono and aroha, so that I respect each person's tapu. In our prayer time could we pray that all people everywhere will have their tapu respected.

Thank you

Please don't go away angry.
We can talk about it.



I know you are sorry and
I forgive you



We didn't win but it was a
great game



It would be funny but I think it
might hurt his feelings



What is the most
important thing in this world?

It is PEOPLE,
it is PEOPLE,
it is PEOPLE

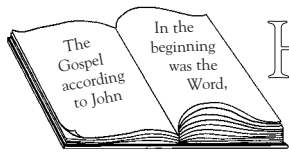


Don't worry!
Let's practice
together


What to do

- Name ways you act with tika, pono and aroha
- Memorise the proverb in English and Maori

Jesus Came to Show People How to Live and to Lead Them to God



How Well do You Know the New Testament?



Matthew's Gospel 2	Acts of the Apostles 3	Book of Revelation 2	Timothy 1	Gospels 3
Letters 2	Peter 3	Paul 2	Mark's Gospel 3	James 1
Jude 1	Corinthians 1	START John's Gospel 3	Thessalonians 1	Romans 1
Colossians 1	Luke's Gospel 2	New Testament 2	Paul 1	Philippians 1

Instructions

- Children work in pairs with a coin
- Place a coin on START
Spin the coin
From the square the coin falls on, name the number of facts in the square about the topic named
- If the coin lands off the chart deduct 5 points
- One point is awarded for each fact
First to 30 wins!
- Complete the sentences.

The authors of the four Gospels are _____

The Acts of the Apostles were written by _____

Some letters were written by _____ and _____
to _____ and _____

The Book of Revelation was written by _____



Learning Strand:
Jesus Christ - Hehu Karaiti
"his only Son, our Lord"



Finding Scripture References in the New Testament

Dear Family - Whanau,
Today in Religious Education we learnt how to find Scripture References in the New Testament. Could we take time to share this together. We could read a favourite Scripture story at our Family - Whanau prayer time.

Love from

Instructions for Finding a Scripture Reference

Find the


1st Step: verse
chapter gospel
letter book

2nd Step: gospel
letter verse
chapter

3rd Step: letter
verse chapter book

My bookmark
reference is from:

It says:



Stories about Jesus and his followers

S
C
R
I
P
T
U
R
E

Instructions

- Read together
- Complete titles on books on bookshelf
- Circle the correct words in each step in the instructions
- Complete acrostic poem
- Write the verse from your bookmark reference
- Read a favourite Scripture story at family - whanau prayer time
- Circle the words which indicate how you feel about the Scripture.

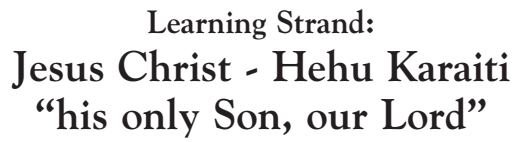
**Treating the
Scripture with
respect is**

very important



important

not important


Parish Primary Programme
Middle B - Jesus Strand



¹ J	E	W	I	² S	H				
U				Y			⁴ R		
D				N			O		
E				³ A	R	A	M	A	I
A				G			A		
				O			N		
				G			E		
				U			M		
				E			P		
							I		
							R		



A Rabbi

² N	A	Z	A	³ R	E	T	H
				A			
				B			
				B			
				I			

A Roman Soldier

The Aramaic Language

Clues Across

1. _____
2. _____
3. _____

Clues Down

1. _____
2. _____
3. _____
4. _____

Instructions

- Read together
- Write the clues for the words in the Crossword
- Add an illustration to each shape.



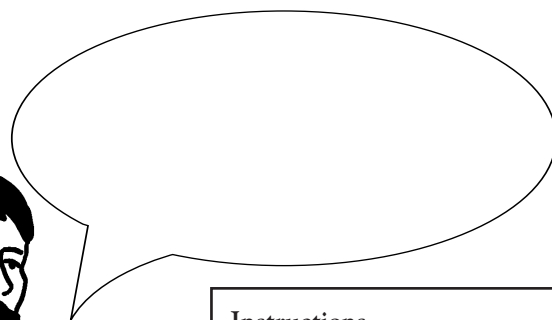
Learning Strand:
Jesus Christ - Hehu Karaiti
"his only Son, our Lord"



Religious Groups in the Time of Jesus

Name of Group	What they did	How Jesus dealt with them
<ul style="list-style-type: none">		

Jesus said to the _____.



Instructions


- Read together
- Referring to your notes or charts complete the grid
- Write a message Jesus gave to one of the groups

In your prayer:

Remember people of other faiths and show respect and tolerance for them

Pentecost - The Church is Made Known

The Church Begins Her Work and Grows



2. and 3. The third person of the Trinity who came at Pentecost

5. The apostles worked miracles in his name
7. They broke..... and shared food in their homes
8. The 12 people Jesus called to be his first followers

1. They gathered in the Temple each day to.....

2. The people gathered in their..... to break bread together
4. The birthday of the Church when the Holy Spirit came
5. They spent time together here to pray and give praise to God



What to do


- Read Acts 2:1-4 and Acts 2:43-47
- Do the crossword. To help you, the answers are in the clues
- Spend some time together as a Family-Whanau to give praise to God for all the goodness your Family Whanau shares.

Give praise to God for all the goodness that is in your life. Can you tell God about five good things in your life - or are there more than five?


Parish Primary Programme
Middle B - Holy Spirit Strand

Parish Primary Programme
Middle B - Holy Spirit Strand

Before Pentecost



After Pentecost



1. The Apostles and disciples changed because

2. Pentecost is called the birthday of the Church because

---	---	---	---	---	---	---	---	---	---	---	---	---

$$a=\star \quad b=\clubsuit \quad c=\ast \quad d=\otimes \quad e=\spadesuit \quad f=\blacklozenge \quad g=\blacklozenge \quad h=\star \quad i=\star$$

j =  k = l = m =  n = o = p =  q = r =

$$S = \blacktriangle \quad t = \blacktriangledown \quad u = \blacklozenge \quad v = \blacklozenge \quad w = \bullet \quad x = \star \quad y = \pencil \quad z = \star$$

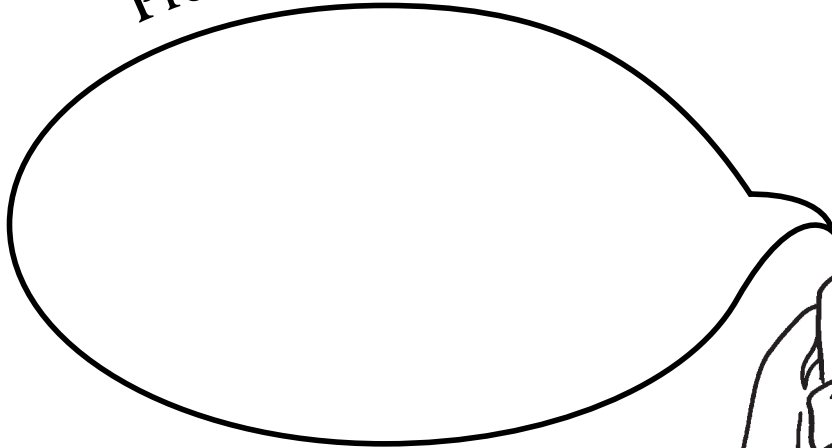
What to do

- Complete the sentences
- Draw the apostles and disciples before and after Pentecost
- Break the code to finish the sentence
- Read the sentence with a friend.

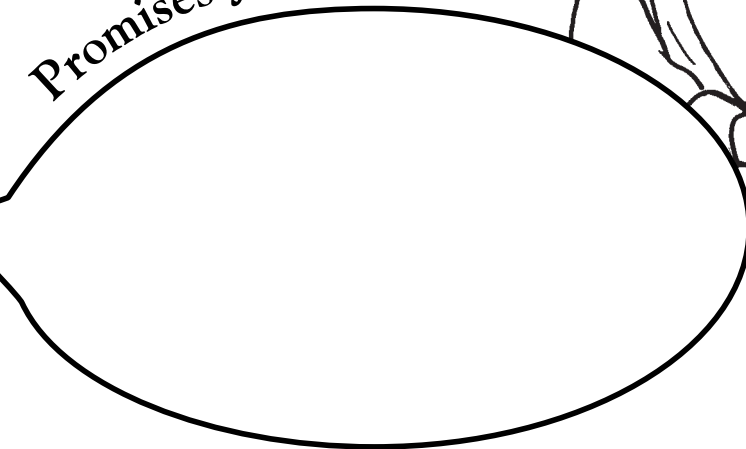



KEEPING PROMISES

Promises I make...



Promises Jesus made...



In your prayer:

Think about Jesus' promise to be with you always through the Holy Spirit. Tell Jesus and the Holy Spirit how this makes you feel

What to do

- Write in the word balloon a promise you have made
- Read Matthew 28:20 and copy Jesus' promise into His word balloon
- Colour the picture
- With your parents, talk about promises that are good and just. Talk about what to do if someone asks you to promise to do something that is not good and just


JESUS is with us

Jesus keeps his promise to be always present through the Holy Spirit - Te Wairua Tapu...

In the Word of God



In the Celebration of the Sacraments

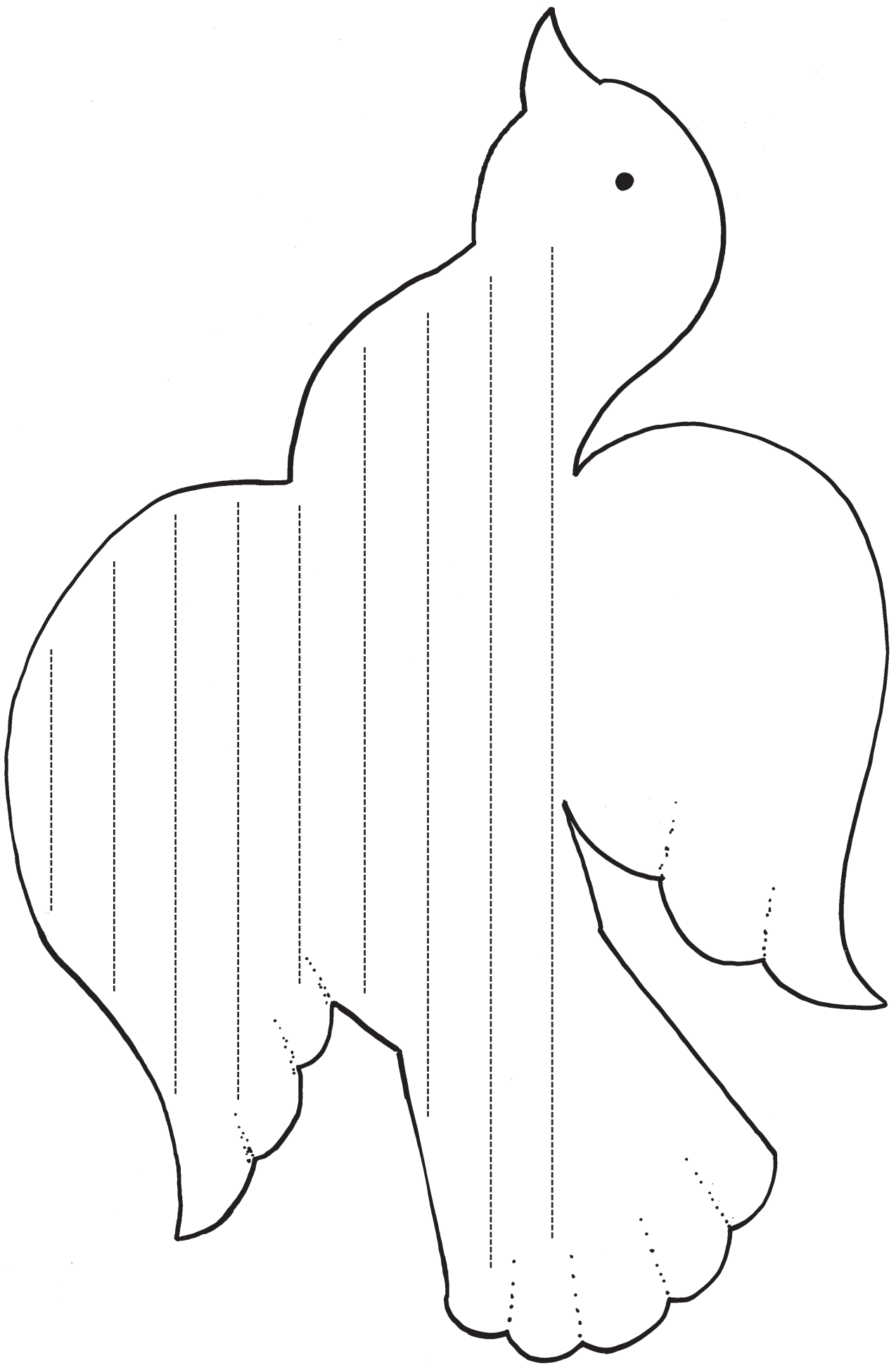


In the Church



What to do

- Read together
- Write a poem about how Jesus keeps his promise
- Colour the pictures and talk about them with a friend





Learning Strand:
The Holy Spirit - Te Wairua Tapu
“the Lord, the giver of life”

Symbols of the Holy Spirit


- Te Wairua Tapu



Fire



Water



Wind

All these Symbols bring about change
They all symbolise the action of the _____









Water is used in the Sacrament of
_____ to show the action of the
_____ by which people
are born to a _____ in Christ.

Instructions

- Read together
- Write a newspaper headline for each picture
- Complete the sentence
- Draw a baptism picture which shows the water as a symbol of the Holy Spirit.

The Holy Spirit - Te Wairua Tapu

Enables People to Become Holy and Grow in Tapu and Mana



Dear Family - Whanau,


In Religious Education we are talking about how the Holy Spirit helps people to become holy and increases their tapu - holiness and mana - spiritual power. This happens when people listen to the prompting of the Holy Spirit within them and by co-operating with it. The Holy Spirit also prompts people through others to do the right thing eg when parents give their children good advice. Can we talk about our experiences of this?

Love from _____

Prayer to the Holy Spirit Te Wairua Tapu

Holy Spirit of God, come
and dwell within each
member of our family -
whanau. Help us to listen
when you prompt us to do
what is right and good.
Enable our family - whanau
to grow in holiness and
increase our tapu and mana.

Amen Amene



Instructions

- Read together
- Talk together
- Pray together
- Spend time together playing a table game like Yahtze and affirm and encourage each other
- Complete the sentences
- Name one way your family-whanau could grow in holiness and increase their tapu and mana.


It is the H_ _ _ S_ _ _ _ _ Te Wairua Tapu
who enables p_ _ _ _ _ to become h_ _ _
and g_ _ _ in t_ _ _ and m_ _ _ .



Learning Strand:
Church - Community of Disciples
Te Whanau A Te Karaiti

People Grow in Holiness Through Their Vocation

Dear Family-Whanau,



Today our Religious Education lesson was about being called to holiness through doing ordinary things in our lives with love. We were also talking about our vocation. Our vocation is our calling in life. In the Catholic Church people speak about vocations to married life, to single life, to religious life, or to priesthood. At home tonight could we please talk about

- the vocations within our family - parents and children
- the vocations of people who are special to our family eg a relative, friend, neighbour?



People are called to grow in holiness in many ways within their vocation or calling in life and in their work e.g.

Bill is a father and drives a delivery truck loves and cares for his family and drives carefully

_____ and _____ and _____

_____ and _____ and _____



Could we please pray that the people in our family-whanau and the other people we have talked about will continue to grow in holiness. Thank you for helping me.

Love from _____

What to do

- Read together with your Family-Whanau
- Complete the diagram about your Family-Whanau members
- Pray together



Learning Strand:
Church - Community of Disciples
Te Whanau A Te Karaiti

Serving the Needs of Others



What to do

- Listen carefully as the Scripture - Matthew 25:31-40 is read
- Look at the pictures and complete the sentences
- Colour the pictures
- Memorise Matthew 25:40
- Make up your own way of serving the needs of others




When I was hungry you _____

When I was thirsty you _____




When I was without clothes to wear you _____

Remember:
Whenever you did this for the least of my people you did it for ME
Matthew 25:40



When I was a stranger you _____



When I was sick you _____

When I _____



When I was in jail you _____



Worshipping God Through Prayer - Karakia is Important in the Life of the Church

For your prayer:

Thank Jesus for being with you every
time you gather with others for
prayer.

It is written, worship the Lord

I am there among you.


You shall love the Lord your God
with all your heart

your God and serve only him.

Where two or three are gathered
in my name,

and with all your soul, and with
all your mind.

Sundays	
Weekdays	

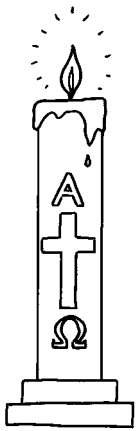
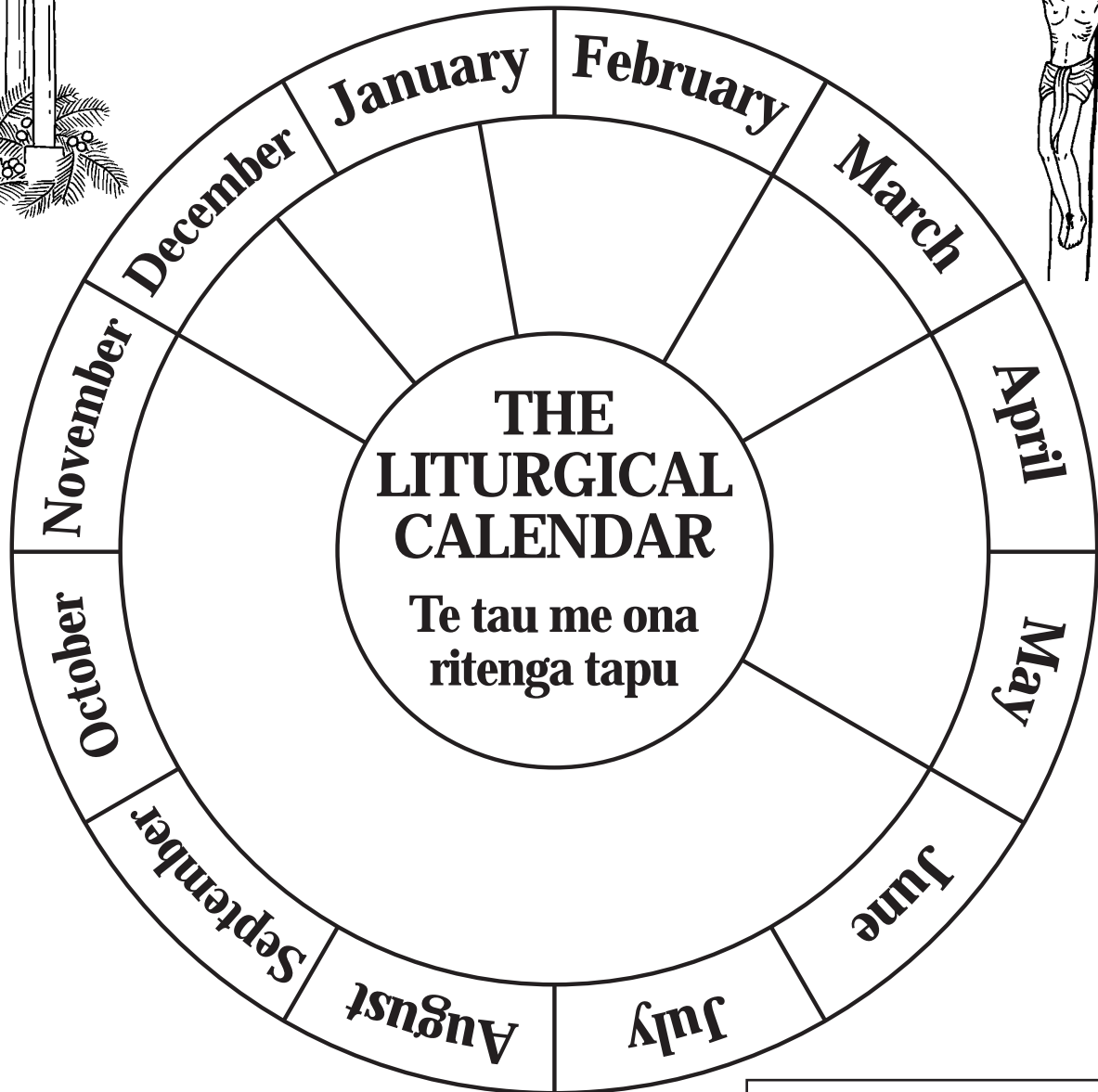




Instructions

- Read together
- Match the beginning of the Scripture quote with its ending
- Use illustrations and words to show ways people in the Church worship God on Sundays and weekdays.



The Liturgical Seasons



Which day is the day of the Lord?

Why is it an important day for Christians?

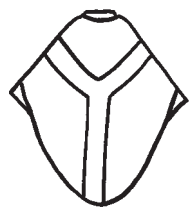
Instructions

- Read together
- Mark in the names of the seasons of the Liturgical Year -
 - Advent
 - Christmas
 - Ordinary Time (twice)
 - Lent
 - Easter (Pentecost ends the Easter season)
- Colour the months according to the season of the Church's Year
- Answer the questions.




The Meaning of the Liturgical Seasons

Symbol




Advent



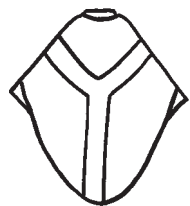
A time for preparing for



Christmas




Celebrating



Lent

including




A time for preparing for Easter

by p_____, p_____
and a_____



Holy
Week




Reliving the last events of Jesus'
life especially on H_____

Th_____ and G_____
F_____




Easter



Celebrating



Ordinary
Time



Celebrating
how God
works in
people's lives
every day.

Instructions

- Read together
- Colour the vestments for the seasons and Holy Week
- Draw a symbol for each season and Holy Week
- Create your own symbol for Ordinary Time
- Complete the sentences telling what the season and Holy Week is about.



Learning Strand:
Church - Community of Disciples
Te Whanau a Te Karaiti

Celebrating the Eucharist Every Sunday

Eucharist

Sunday

worship Catholics Jesus rose Resurrection

love

strong

For your prayer:
Talk to Jesus about how
you can share his love
with others.

_____ is the day when _____ celebrate the _____
It is the day of the _____ when _____ from the
_____. It is the day Catholics _____ God.
The Eucharist makes them _____ in faith so they
can share the _____ of Christ with others.

Instructions

- Read together
- Highlight the words from around the heart in the Word Find
- Put them in the right spaces in the sentences.



Times of Healing in People's Lives

was and I you of
care sick me took

Said by _____



Instructions

- Unscramble the sentence from Matthew 25:36 and name who said this
- Cut out the scrambled picture pieces from the Teacher Resource and complete the jigsaw in the frame.
- Put the jigsaw in an envelope and share it with someone at home tonight. Talk about what is happening in the two pictures.

For your prayer:
Pray for those who are sick



Jesus Brings Healing to People

Dear Family - Whanau,


In Religious Education we are talking about times of healing in people's lives. Today we looked at Scripture stories where Jesus brought healing to people. When people who were sick came to Jesus he would often touch them to heal them. In Mark 7:31-37 Jesus cures a deaf man by touching his tongue and ears so he can speak and hear. He has great respect for the man and takes him aside so he won't be frightened by the noise of the crowd when he begins to hear again.

In Mark 8:22-26 a blind man comes to Jesus for healing. Jesus laid his hands on him and healed him.

Could we read one or both of these stories? Could we think about ways people can touch one another in ways that comfort and heal. We could write, draw or find pictures that illustrate this?

Healing Touch

Jesus h_____ many people who had f_____ in him. He laid his h_____ on them and his t_____ brought them healing.



A Blessing Prayer for Family-Whanau to Bless Their Children.

*You may like to trace the Sign of the Cross on your child's forehead
or on their hands with oil and pray:*

I bless you and pray that God who is loving and full of mercy
will give you peace through the grace of the Holy Spirit.

Child: Amen


Instructions

- Read together
- Read Mark 8:22-26,
or Mark 7:31-37
- Think about healing touch
and illustrate it
- Complete the sentence
- Use the blessing with
family-whanau tonight.





What Happens in the Sacrament of Anointing



Across

1. _____

4. People are anointed on their forehead and hands with this.
7. At the beginning of the Rite of Anointing the priest _____ everyone.
8. The _____ of Anointing is one way Jesus continues to touch people with healing today.
9. The Sacrament of Anointing is for those who are sick and those frail with old ____.
10. The Sacrament of Anointing is one of the Sacraments of _____.

Down

2. People who are baptised may receive the Sacrament of _____.
3. The priest anoints the person on their _____ and hands.
5. The Sacrament of Anointing brings people comfort and p_____ and 6. s_____.
8. When people are _____ they need to be healed.



Instructions

- Read together
- Write the clue for 1 Across
- Complete the Crossword
- Check your answers with your teacher.



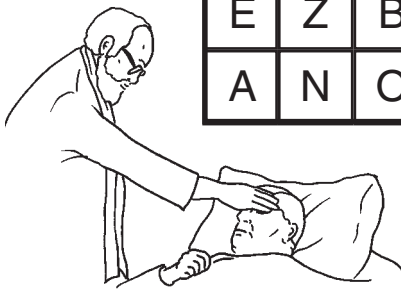
The Grace of the Sacrament of Anointing



1. Sacrament brings peace of courage
strength and The people Anointing

-----,
-----.

T	H	E	A	D	S	C	B	R	U	T	H	E	S	Y	N
C	L	F	H	F	A	N	O	I	N	T	I	N	G	K	C
O	F	O	X	O	C	S	A	C	R	A	M	E	N	T	J
U	Z	R	S	T	R	E	N	G	T	H	T	V	Z	B	U
R	C	L	J	K	A	P	P	E	O	P	L	E	S	P	Z
A	N	O	F	A	M	I	Q	P	R	E	P	A	R	E	S
G	M	X	G	P	E	O	P	L	E	A	N	D	J	I	A
E	Z	B	R	I	N	G	S	X	W	C	D	E	A	T	H
A	N	O	I	N	T	I	N	G	M	E	N	S	L	V	F



2. of people death The Anointing for
prepares Sacrament

-----.

In your prayer:


Pray for people who are
in hospital

Instructions

- Find the words in the two sentences in the Word Find and highlight them
- Unscramble the sentences, write them, and read them together.



The Sacraments Bring Grace for All of the Christian Life



Sacrament

Symbol

Grace offered

Baptism



to be a strong follower of
Jesus in all one says and
does

Confirmation



to reconcile people to
God, to the Church and
to others

Eucharist



to give strength, peace
and healing to the sick
and frail

Penance



to become part of the
Church in Christ

Anointing of the Sick



to be fed so as to share
with others the love they
have received

Holy Orders



to grow in love for one's
spouse and children

Marriage



to look after God's
people as a priest



Instructions

- Read together
- Draw a symbol for each Sacrament
- Match each Sacrament with one grace that is offered.



Learning Strand:
Communion of Saints
Te Kotahitanga o Te Hunga Tapu

Saints and Inspiring People Encourage People to Follow Christ

A	F	J	O	S	E	P	H	B	G	F	C	L	U	C	Y	A	B
N	Z	S	X	T	H	A	D	J	A	N	E	J	Y	G	T	N	E
N	B	O	C	E	E	U	D	O	E	H	C	W	L	S	M	T	R
E	H	I	L	P	U	L	S	A	X	J	E	Q	O	L	A	O	N
A	C	A	T	H	E	R	I	N	E	I	L	S	U	I	R	J	A
Q	N	R	B	E	X	Y	K	O	J	O	I	P	I	O	K	I	D
Z	J	O	H	N	X	P	L	Z	M	K	A	M	S	J	U	D	E
G	R	A	N	D	P	A	R	E	N	T	S	A	E	R	T	H	T
R	H	K	B	W	J	Y	L	Z	G	B	L	R	X	S	M	N	T
P	L	N	C	M	A	T	T	H	E	W	K	T	E	C	I	G	E
C	S	W	L	X	M	Q	H	N	X	G	J	I	B	O	S	V	R
W	A	B	A	N	E	T	P	D	O	M	I	N	I	C	B	U	P
T	H	E	R	E	S	E	R	S	X	T	B	I	N	C	E	N	T
H	D	S	E	T	A	N	T	H	O	N	Y	P	H	I	L	I	P
O	X	F	I	A	O	Q	U	Z	V	M	A	R	T	H	A	Z	A
M	A	R	Y	M	C	K	I	L	L	O	P	F	Q	R	O	S	E
A	H	N	I	C	H	O	L	A	S	H	A	D	O	H	L	J	G
S	Z	Y	N	R	L	G	P	E	T	E	R	C	H	A	N	E	L



The Holy Spirit - Te Wairua Tapu inspired _____
to follow Jesus by _____

I think he/she is a good role model for people to follow
today because _____

Instructions

- Read together
- Highlight the names of Saints and Inspiring People in the Word Find
- Complete the sentences
- In your prayer ask the Saints to remember you to God
- Think of a way you could use them as a role model to follow Jesus.




Communion of Saints Te Kotahitanga o Te Hunga Tapu



The Communion of Saints is

and EUCHARIST



bonded through PRAYER - Karakia



BAPTISM


People who are Living - • don't need to pray • can pray for those undergoing Purgatory • are helped by the Saints to follow Jesus • don't belong to the Communion of Saints

People undergoing Purgatory - • are being made ready to be with God • are helped by the prayers of the living • will be undergoing Purgatory forever • will see God's face one day • can help the living to follow Jesus

People in Heaven - • might have undergone Purgatory • see God's face • don't care about people on earth • share their goodness with everyone • are there for 20 years • still need to get better • can help people undergoing Purgatory • show people on earth how to live so they can come to God too


Instructions

- Read together
- Write the names of people you know are living and those who are in Heaven
- Circle the words in the boxes which are correct
- Pray for people in your family-whanau who have died and ask them to help you.






Our Choices We Make Each Day are Part of our JOURNEY to be with God



What to do

- Read together
- Complete the faces and in one speech bubble write about a good choice you make each day. In the other write about an unloving choice people make at times
- Trace your way to heaven on the maze
- Pray about your choices



For your prayer:

Pray that the choices you make in life will prepare you for the love and joy of meeting God, and so experiencing Heaven



All People's Freedom Must Be Respected

F
R
E
E
D
O
M



People are able to make choices
because God gives them the gift of

Rules we have...

We have this rule because...

at home

at school

in our town or city

Dear Family-Whanau,

In Religious Education we are talking about God's gift of free will to us. We are learning that freedom comes from choosing good, not just doing whatever we like whenever we like. We can see that rules are there to make sure that the freedom of all people is respected. Could we talk about rules we have and why we have them?

Thank you

Love from

What to do

- Read together
- Write God's gift on the dotted lines
- Name some rules and why we have them
- Complete the sentence

ACKNOWLEDGEMENTS

National Centre for Religious Studies

Gary Finlay, Director

Marilyn Roberts, Secretary

Diocesan Representatives

National Working Party

Auckland	- Delia Ruane
Hamilton	- Darryl Shute
	- Breda Burke rsm
Palmerston North	- Marguerita Day
	- Jane Beatson
Wellington	- Clare Vaughan rsm
Christchurch	- Pat Mullin
	- Darryl Shute
Dunedin	- Maureen Cahill rsj

Theological Advisers

- Appointed by the New Zealand Catholic Bishops' Conference:

† John Mackey DD

Paul Williamson SM, S.T.D. M.A. (Hons)

Maori Consultants

Pa Henare Tate

Lucille Taylor rsj

Fr Bernard Dennehy

Rose Harris sm

Cover Art

Thanks to Catholic schools and pupils who provided cover artwork

© Copyright 1999 by National Centre for Religious Studies.

No part of this document may be reproduced in any way, stored in a retrieval system, or transmitted by any means, without the prior permission of the publishers.

Imprimatur:

† Leonard Boyle DD

Bishop of Dunedin

Episcopal Deputy for Religious Studies

December 1999

Authorised by the New Zealand Catholic Bishops' Conference

Design and Layout:

Devine Graphics

P O Box 5954

Dunedin, New Zealand

Published by:

National Centre for Religious Studies

Catholic Centre

P O Box 1937

Wellington, New Zealand

Printed and Distributed by:

Printlink

33–43 Jackson Street, Petone

Private Bag 39996

Wellington Mail Centre

Lower Hutt 5045



Love
never
ends



Christians are called to proclaim
the Word of God - Te Kupu a Te Ariki

