

# CHILDREN'S ACTIVITIES for JUNIOR B



**This book  
belongs to:**

**Parish:**



**PRIMARY  
RELIGIOUS  
EDUCATION  
PROGRAMME**





**FOR CHILDREN IN CATHOLIC PARISHES IN AOTEAROA  
NEW ZEALAND**

**P R I M A R Y  
R E L I G I O U S  
E D U C A T I O N  
P R O G R A M M E**


**FOR CHILDREN IN CATHOLIC PARISHES IN AOTEAROA  
NEW ZEALAND**

**CHILDREN'S ACTIVITIES  
for  
JUNIOR B  
CONTENTS**

Activities for God Strand.....	pages 2-7
Activities for Jesus Christ Strand.....	pages 8-14
Activities for The Holy Spirit Strand.....	pages 15-22
Activities for Church-Community of Disciples Strand.....	pages 23-32
Activities for Sacrament Strand.....	pages 33-38
Activities for Communion of Saints Strand.....	pages 39-43
Acknowledgements.....	page 44



\_\_\_\_\_ has many gifts.



**What to do**

- Write your name on the lines
- Colour yourself
- Write your gifts in the space

\_\_\_\_\_ gifts  
are a sign of God's love.

**Word Find**

Every person is a gift of God.  
Love comes from God.

**What to do**

- Read together the Word Find messages in the box
- Find them on the Word Find
- Circle the messages in different colours

C	O	M	E	S	G	A
D	E	T	F	R	O	M
B	V	J	Z	L	D	N
P	E	R	S	O	N	H
L	R	Y	I	V	I	S
O	Y	R	C	E	M	G
O	F	G	I	F	T	O
E	F	R	O	M	Q	D

Can you find the messages?

## to Our Gracious God

### What to do

- Write your name in the box
- Write on the \_\_\_\_\_ what you want to thank God for
- Use your Litany in your family-whanau prayer

For \_\_\_\_\_

### Reponse

We give thanks to our gracious God.

For \_\_\_\_\_

### Reponse

We give thanks to our gracious God.

For \_\_\_\_\_

### Reponse

We give thanks to our gracious God.

For \_\_\_\_\_

### Reponse

We give thanks to our gracious God.

For \_\_\_\_\_

### Reponse

We give thanks to our gracious God.

## Our Family-Whanau Prayer of Thanks

### What to do

- Write your family-whanau prayer of thanks
- Make a table mat and copy the family prayer on to it
- Pray it at family-whanau prayer time

---

---

---

---

---

---

---



## The Parable of the Lost Sheep

One day Jesus said,

"If you had a hundred sheep and you lost one, wouldn't you go and look for the one that was lost, even if you had to leave the other ninety-nine alone on the hillside?

When you found the lost sheep wouldn't you feel so happy as you carried it back home on your shoulders? You would tell everyone so they could come and share in your happiness at finding your sheep that was lost.

In the same way God is so happy when someone who has turned away from God and is lost, is found and turns back. God always welcomes back people who have turned away".

*Luke 15:3-7*



## The Parable of the Lost Coin

Jesus told this parable,

There was a woman who had ten silver coins. She lost one of them and she was very upset. She lit a lamp and swept the house and searched very carefully until she found the coin.

When she found it she called to her friends and neighbours, "Come and celebrate with me, for I have found the coin that I had lost".

It is like this in heaven - the angels of God are filled with joy when one person turns back to God.

*Luke 15:8-10*

All of these are gifts  
from GOD

**What to do**

- Read together
- Write in the boxes your favourite gifts from God
- Decorate the word JESUS

but God's greatest  
gift to us is

JESUS

**We have been talking about  
names we use for parents.**

I call my parents by these names \_\_\_\_\_

\_\_\_\_\_

Jesus called God his father \_\_\_\_\_.

We can call God \_\_\_\_\_ or \_\_\_\_\_.

\_\_\_\_\_ are stories which teach us lessons.

We read a parable about a lost \_\_\_\_\_

\_\_\_\_\_ and a lost \_\_\_\_\_.

They teach us about how \_\_\_\_\_

God is.

*These words will help you*


Parables	mum	coin	Matua
mother	Abba	sheep	dad
loving	daddy	father	mummy

**What to do**

- Read together
- Find the missing word in the box
- Write the correct word in the space

### What to do

- Read the prayer that Jesus taught us
- Colour Jesus
- Say the Our Father in family-whanau prayer



## Our Father

*The Prayer Jesus taught us*

Our Father in Heaven,  
Hallowed be your name,  
Your Kingdom come,  
Your will be done,  
on earth as it is in heaven.  
Give us today our daily bread.  
Forgive us our sins,  
as we forgive those who sin  
against us.  
Save us from the time of trial and  
deliver us from evil.

*Amen*

*Matthew 6: 9-15*

## The Story of the Forgiving Father

Written by St Luke

Illustrated by

### What to do

- Read together
- Fill in your name
- Draw pictures in the boxes to match

There was once a father who had two sons. One son took his share of the farm money and went away to spend it. The other son stayed behind to work.

Soon the son who left had spent all his money. His friends had left him and he had to take a job feeding the pigs. He knew he had been foolish and he decided to go back to his father and ask for a job.

When his father saw him coming home he ran out to meet him and welcomed him home. The father prepared for a big party. His other son was not happy but his father said "come and join the party".

The other son came. His father said "You are with me always, everything I have is yours. But my other son I thought was lost. Now he has come back to me. I want to celebrate his return". This forgiving father shows us what God is like.




# Gifts

## Giving and Receiving



What is the best gift you have ever received?

What is the gift you most enjoyed giving?


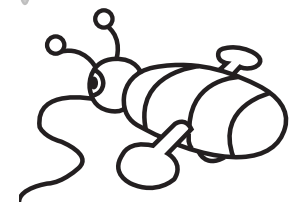



What gifts do you have to give to others?


What non-material gift means the most to you?

### What to do

- Read together
- Answer the questions with a picture







\_\_\_\_\_

## You are invited to meet me


at \_\_\_\_\_



(place)

\_\_\_\_\_

(time)

Love from \_\_\_\_\_



One day Jesus and his disciples travelled along the road to a village where friends of Jesus called Martha and Mary lived. They were sisters, and Jesus loved to visit them in their house and share in their meal.  
 Luke 10:38-39

Jesus was standing on the shore when the disciples brought their boat in. When they got out of the boat they saw some bread and a charcoal fire with fish on it. Jesus said "bring some of the fish you have caught". Simon Peter got back into the boat and dragged the net to shore. In it were 153 large fish but still the net did not rip. Jesus said, "Come and eat!" But none of the disciples were brave enough to ask who he was. Although they knew he was Jesus, he looked different to them as this was after his Resurrection. Jesus took the bread in his hands and did the same with the fish and gave some to the disciples. This was the third time that Jesus showed himself to the disciples since he was raised from death.  
 John 21:9-14

Mary the mother of Jesus was at a wedding in the village of Cana in Galilee. Jesus and his disciples had also been invited and were there too. People were eating and drinking and celebrating. Then something very embarrassing happened. The wine ran out. Mary said to Jesus "They don't have any more wine". Jesus replied, "Mother, my time has not yet come! You must not tell me what to do". Mary said to the servants, "Do whatever Jesus tells you to do". There were six stone jars that were used by people for washing themselves. Each jar held about twenty or thirty gallons. Jesus told the servants to fill them to the top with water. When they had done this Jesus said, "Take some water and give it to the man in charge of the feast". The servants did as Jesus told them and the man in charge drank some of the water and it had now turned into wine. He did not know where the wine had come from, but the servants did. He called the bridegroom over and said, "The best wine is always served first, but you have kept the best until last". This was Jesus' first miracle.  
 John 2:1-10



# Jesus showed His love - aroha and respect for people in different ways, by...



talking and listening



touching and healing



sharing meals



inviting people to his house

## What to do

- Read together
- Match the pictures with the words by drawing lines
- Colour your favourite pictures
- Retell these stories to your family-whanau

# Gospel Stories Which Tell About How Jesus Showed His Love

Jesus invites people to come and see  
(John 1:35-39)

Jesus visits and shares meals with Martha and Mary  
(Luke 10:36-42)

Jesus shares breakfast by the sea with the apostles  
(John 21:9-14)

Jesus shares in the wedding at Cana  
(John 2:1-10)

Jesus touches and heals the Widow's Son  
(Luke 7:11-17)

Jesus heals blind Bartimaeus  
(Mark 10:46-52)

Jesus heals the 10 lepers  
(Luke 17:11-19)


Jesus blesses the little children  
(Mark 10:13-16)

## Jesus Loves You

In the box there are two hidden shapes to remind you of Jesus' love!

Can you find them?

How do these shapes help you think about Jesus' love for you?



• red

★ black

♥ yellow

### What to do

- Colour the picture using the symbols
- Say prayers of thanks to Jesus for loving you, at family - whanau prayer tonight

# Friendship Checkpoint

Teacher reads this through slowly and children think carefully and circle yes or no

Name : \_\_\_\_\_ Date : \_\_\_\_\_

Today I am going to think about what sort of friend I am

As a friend, I

am kind	yes	no
leave others out	yes	no
am sad	yes	no
am helpful	yes	no
am cheerful	yes	no
include others in my games	yes	no
only notice others' mistakes	yes	no
say mean things about others	yes	no
speaking out if I see things that are unfair	yes	no



say nice things about others	yes	no
don't notice when my friend is sad	yes	no
forget to share my things	yes	no
enjoy playing with others	yes	no
forget my friend's birthday	yes	no
don't ask how others are feeling	yes	no
like to encourage others to do their best	yes	no
praise other people for the good things they do	yes	no

As a friend, I think I am  
circle one:

excellent      very good      good      needing to try harder

I can be a better friend by (write 2 ways)

1. \_\_\_\_\_
2. \_\_\_\_\_

I will try hard to be a good friend and love people as Jesus showed us to.

Signed: \_\_\_\_\_ Date \_\_\_\_\_

# Word Find

A	F	O	R	A	Z	T
N	B	S	E	N	Y	H
D	W	H	S	D	W	I
P	E	O	P	L	E	N
K	J	W	E	O	A	G
P	S	V	C	V	L	S
M	U	S	T	E	L	T
L	I	V	I	N	G	D

Can you find this message?

**We must show respect  
and love for all people  
and living things.**

## What to do

- Read together the Word Find message in the box
- Find each word on the Word Find
- Circle each word using different colours

# BIBLE QUIZ

## We have been learning about the Bible as the Church's special book

Colour in the correct box

The Bible is the Word of God.

Yes	No
-----	----

The Old Testament has stories about God's people.

Yes	No
-----	----

There are 4 Gospel writers.

Yes	No
-----	----

The Jesus stories are in the New Testament.

Yes	No
-----	----

Noah's story is in the Old Testament.

Yes	No
-----	----

The Bible has 4 Testaments.

Yes	No
-----	----

The Christmas story is in the Old Testament.

Yes	No
-----	----

Matthew wrote the first Gospel about Jesus.

Yes	No
-----	----

After the first reading at Eucharist we say  
"Thanks be to God".

Yes	No
-----	----

The Bible is a very important book in our Church.

Yes	No
-----	----

We hear readings from the Bible at Eucharist.

Yes	No
-----	----

The last word in the Bible is "people".

Yes	No
-----	----

I am pleased that I have learnt so much about the Bible !

### What to do

- Put your ruler under each statement
- Read each statement
- Colour the yes or no box

# Family - Whanau Bible Search Game

- 1 The first words “In the beginning”, Genesis 1:1
- 2 The Old Testament story of Jonah and the whale, Jonah 1:17
- 3 The Old Testament story of Noah and the Ark, Genesis 7:7
- 4 The first Psalm in the book of Psalms
- 5 The first Gospel written by Matthew
- 6 The second Gospel written by Mark
- 7 The third Gospel written by Luke
- 8 The fourth Gospel written by John
- 9 The last word in the Bible “Amen”, Revelation 22:21

## What to do

- Find your family - whanau bible
- Cut out the markers below
- Read each statement and put in the marker in the right place in your Bible


Now read a story from the bible with your family - whanau and give thanks for God’s presence among us in the Bible

Cut along here

1 First words Genesis 1:1 “In the beginning”	2 Jonah and the Whale Jonah 1:17	3 Noah’s Ark Genesis 7:7	4 Psalm 1	5 Matthew’s Gospel	6 Mark’s Gospel	7 Luke’s Gospel	8 John’s Gospel	9 The last word in the Bible “Amen” ,Revelation 22:21
--	--	--------------------------------	--------------	-----------------------	--------------------	--------------------	--------------------	---

The Holy Spirit of God is working  
in \_\_\_\_\_ when \_\_\_\_\_

You can see this in my picture.




**What to do**



- Read together
- Fill in the gaps
- Draw the picture to match



Te Wairua  
Tapu







## Holy Spirit Word Find

T	H	E	A	H	T	G
W	O	F	Z	Y	L	O
Q	L	B	C	N	A	D
B	Y	A	L	T	Z	Y
S	P	I	R	I	T	M
H	A	N	D	S	H	S
P	G	I	H	B	E	Y
W	O	R	L	D	I	N

**The Holy Spirit is the hands  
of God in the world.**

### What to do

- Read together the Word Find message in the box
- Find each word on the Word Find
- Circle each word using different colours

## **Activity for Joy in the Holy Spirit A Cooperative Activity**

Children stand around holding edge of fabric like a hand-held trampoline


Place a toy in the middle and bounce it up and down.


It becomes alive, almost real, as children try to keep it from falling over an edge.

Play or sing an appropriate song, eg


"I've Got that Joy Joy Joy Down in My Heart".

# **ENJOY YOURSELVES!**







**The Holy Spirit brings about the presence of  
Jesus in Eucharist  
in the people gathered.**



**The Holy Spirit brings about the presence of  
Jesus in Eucharist  
in the bread and wine which become  
the body and blood of Jesus.**



**The Holy Spirit brings about the presence of  
Jesus in Eucharist  
in the priest as he leads the people in  
the celebration.**



**The Holy Spirit brings about the presence of  
Jesus in Eucharist  
in the Scriptures as they are  
proclaimed to the people.**

# Holy Spirit Headband Pattern and Instructions

- Photocopy flame and words on to light card - one for each child.
- Children colour flame and words in appropriate colours.
- Cut out flame and words and staple to strip of firm card.
- Measure card strip and staple to fit each child's head.

LIVES

The Holy Spirit  
Gives Good

MINISTRY

**GLORY BE**

**Glory be to the Father**

**and to the Son**

**And to the Holy Spirit**

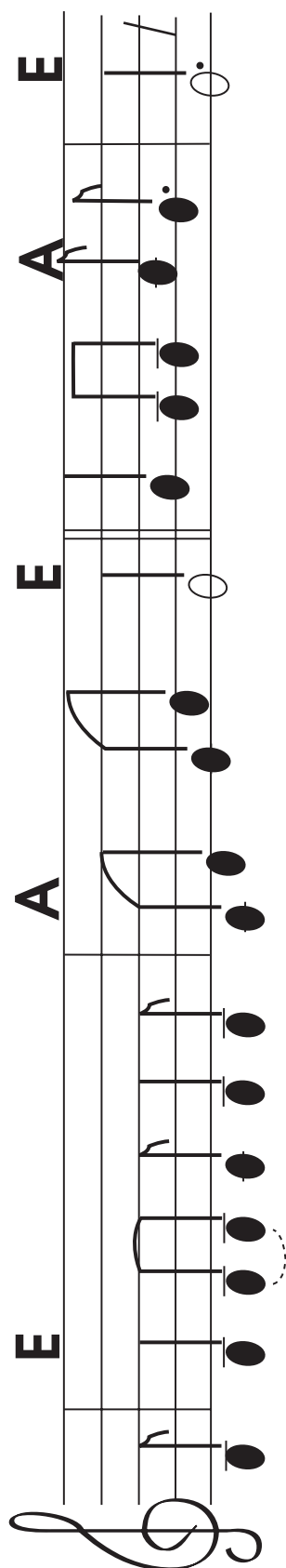
**As it was in the beginning**

**Is now and ever shall be**

**World without end**

**Amen**

## Litany for a spirit-filled planet




1. For all small children, that they may find a place
  2. For all young people, that they may find a place
  3. For all men and women, that they may find a place
  4. For all living creatures, that they may find a place
  5. For all pure clean waters, that they may find a place
  6. For all rain forests, that they may find a place
  7. For all plants and flowers, that they may find a place
  8. For all Earth's dwellers, that they may find a place
- COME HOLY SPIRIT COME!  
 COME HOLY SPIRIT COME!  
 COME HOLY SPIRIT COME!  
 COME HOLY SPIRIT COME!  
 COME HOLY SPIRIT COME!  
 COME HOLY SPIRIT COME!  
 COME HOLY SPIRIT COME!  
 COME HOLY SPIRIT COME!

## 9 Litany for living beings on Earth same as above for little children


1. For wild, strong beings, that they may find a place
  2. For small fast insects, that they may find a place
  3. For large forest creatures, that they may find a place
  4. For crawlers and creepers, that they may find a place
  5. For whales and dolphins, that they may find a place
  6. For pets and children, that they may find a place
  7. For all Earth's dwellers, that they may find a place
- COME HOLY SPIRIT COME!  
 COME HOLY SPIRIT COME!  
 COME HOLY SPIRIT COME!  
 COME HOLY SPIRIT COME!  
 COME HOLY SPIRIT COME!  
 COME HOLY SPIRIT COME!  
 COME HOLY SPIRIT COME!

# The Nicene Creed

*We believe in one God,  
the Father, the Almighty,  
maker of heaven and earth,  
of all that is, seen and unseen.  
We believe in one Lord, Jesus Christ,  
the only Son of God,  
eternally begotten of the Father,  
God from God, Light from Light,  
true God from true God,  
begotten, not made,  
of one being with the Father.  
Through him all things were made.  
For us men and for our salvation  
he came down from heaven:  
by the power of the Holy Spirit  
he became incarnate from the Virgin Mary,  
and was made man.  
For our sake he was crucified under Pontius Pilate;  
he suffered death, and was buried.  
On the third day he rose again  
in accordance with the Scriptures;  
he ascended into heaven  
and is seated at the right hand of the Father.  
He will come again in glory to judge the  
living and the dead,  
and his kingdom will have no end.  
We believe in the Holy Spirit, the Lord,  
the giver of life,  
who proceeds from the Father and the Son.  
With the Father and the Son he is worshipped  
and glorified.  
He has spoken through the Prophets.  
We believe in one holy catholic and apostolic Church.  
We acknowledge one baptism for the forgiveness of sins.  
We look for the resurrection of the dead,  
and the life of the world to come.  
Amen*



# THIS IS MY PARISH



I belong to my \_\_\_\_\_

My parish is part of the Church

The Church is the \_\_\_\_\_ of

\_\_\_\_\_ **family- God-parish**

My parish is

The parish priest(s) is (are) \_\_\_\_\_

This is my Parish Family

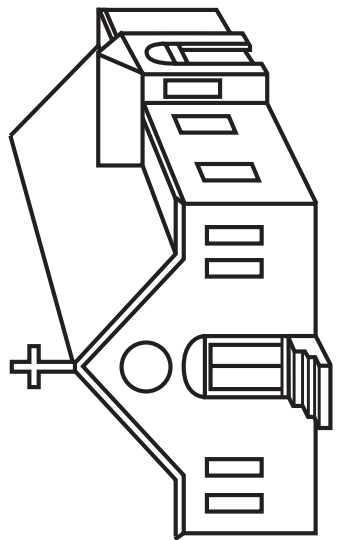


The Parish is my family, family, family  
The Parish is my family  
We all are one



God's love  
Parish sign Jesus

I belong to my P \_\_\_\_\_  
My parish is part of the Church  
which J \_\_\_\_\_ founded.  
Our Church is a s \_\_\_\_\_ of  
G \_\_\_\_\_ presence and I \_\_\_\_\_  
in the world.



Draw a picture showing how YOU can be a  
sign of God's love in the world today

And they went out and proclaimed  
the Good News everywhere, while  
the Lord worked with them and  
confirmed the message by the signs  
that accompanied it.

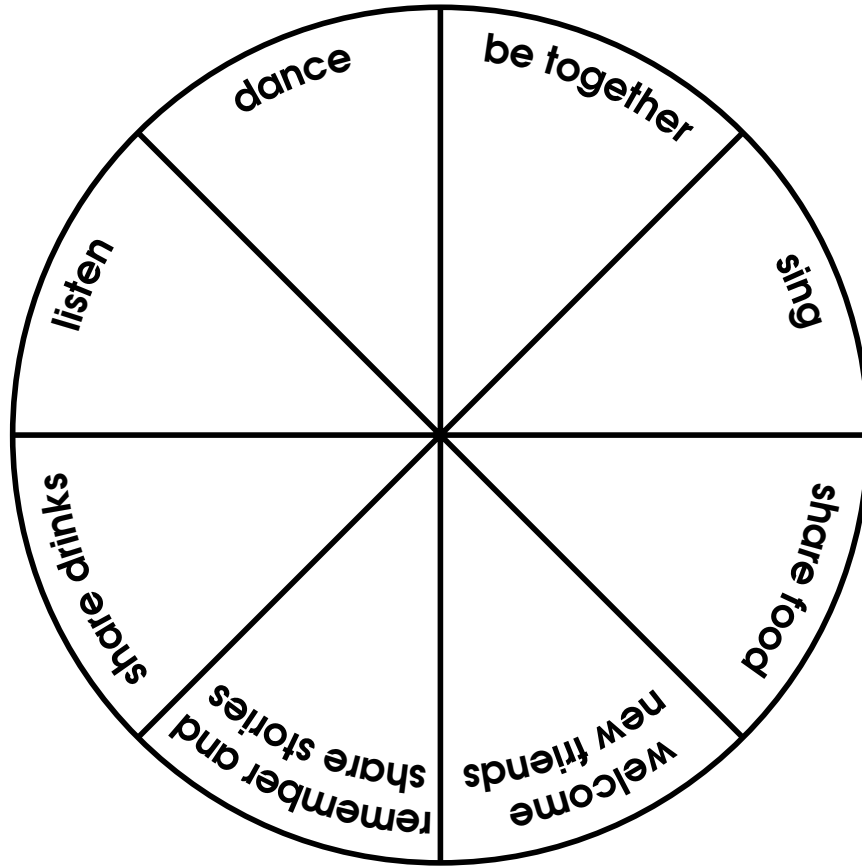
Mark 16 : 20

# Word Find

V	P	A	R	I	S	H
G	R	N	P	S	I	N
O	E	D	Y	N	G	B
U	S	F	O	F	N	J
R	E	X	G	O	D	S
L	N	W	O	R	L	D
B	C	G	Z	T	H	E
A	E	W	L	O	V	E

Our Parish is a sign of God's love  
and presence in the world.

When people gather they like to...



We like to do this as  
God's people  
at Eucharist.

# WE ARE THE CHURCH

I am the Church!  
You are the Church!  
We are the Church together!  
All who follow Jesus,  
All around the world!  
Yes, we're the Church together.

1. The Church is not a building,  
The Church is not a steeple,  
The Church is not a resting place,  
The Church is a people!

2. We're many kinds of people  
With many kinds of faces,  
All colours, and all ages, too,  
From all times and places.

# SITUATION CARDS

## SITUATION NO. 3

Joe and Lucy were twins. Each Friday they had swimming lessons. For their birthday they got new togs, new towels and a new pair of goggles each. They loved swimming and each Friday mum would pick them up and take them to the pool. After swimming Matt's father would collect them and bring them home. One Friday when their lesson was finished they were allowed free time to play in the pool. It was neat! They played tag and had races and made lots of noise. Then the teacher blew her whistle and said "Everyone get out now!". Lucy and Matt were the very last to get out of the pool. They had a long shower and when Matt's dad arrived to pick them up they weren't dressed. Matt's dad waited and waited. Joe was waiting with him. "I wish they'd hurry," he said, "I have a meeting to go to". "Hurry up you two" Joe shouted into the dressing rooms. Finally they came out. Matt still had bare feet and Lucy's long hair was all over the place. She had her swimming gear over her arm and she was dragging her towel. They had a fast trip home. Later when Lucy was putting her gear in the washing machine she realised she didn't have her new goggles. What should Lucy do?

## SITUATION NO. 2

Anna was late for school. She hadn't got out of bed when she was called and she couldn't find her shoes. She took ages to eat her breakfast and her dad was getting very cross with her. Her mum had gone to work very early and Anna was getting a ride to school with dad. He was in the car waiting. She still wasn't ready. Now she couldn't find her library book and it was library day. She could hear dad tooting the horn. At last she climbed into the car. Dad was cross. Anna was upset. What does Anna need to do ?

## SITUATION NO. 1

Tom had lots of friends. He liked going to their houses to play. On Tuesday after school Marcus asked him to come home after school with him to play on his new Sega. Now Tom had to walk his little sister, Emily, home each day. She had just started school and was too young to cross busy roads on her own. Tom had completely forgotten about Emily and he had promised Marcus he would come. What should Tom do ?

# SITUATION CARDS

## SITUATION NO. 4

Vanessa shared a bedroom with her sister Angie. Angie was two years older than Vanessa. Most of the time they got on really well. Angie would give Vanessa clothes she had grown out of and books and toys she had finished with. Vanessa liked sharing a room with Angie. But there was a problem. Vanessa was very untidy. She couldn't be bothered putting her things away. She would leave her school pack on the floor. She left her dirty clothes where she stepped out of them. The floor was covered with her books and toys most of the time. One night Angie got up to get a drink of water and she slipped on the roller skate Vanessa had been playing with that afternoon. She twisted her ankle badly and she cried. Vanessa put on the light and called her mum.

What does Vanessa need to do ?

## SITUATION NO. 5

It was nearly tea time. Maru was upstairs watching the cartoons. The phone rang. It rang and rang. Maru answered it. It was for his mum. He called her but there was no reply. "I am sorry," said Maru, "she is busy and can't come to the phone. Could I take a message? That's fine, I will tell her the meeting tonight has been cancelled. Thank you, good bye." Maru hung up the phone and went back to the cartoons. Dad called "Tea's ready". Maru went downstairs into the kitchen. "It's a quick tea tonight" said dad. "I have to go back to work and mum has to go out". "What's happening with us?" asked Maru. "Auntie Mere is coming over to babysit, she'll be here soon, Come on eat up". Tea finished, Auntie Mere arrived, mum and dad went out. Maru went to bed. In the morning mum was not happy. "Maru," she said "I want to talk to you. Did you take a phone message for me last night?".

What should Maru do ?

# The Desert

One day in a hot, dry, dusty desert a girl named Cathy was walking looking for some water to drink.

“I am so thirsty and this desert is so dry,” thought Cathy.

“I must get something to drink soon.”

After a short time she was glad to find three small puddles of water. But as she came closer she heard voices arguing back and forth.

“I wonder who could be talking?” she thought.

As she looked closer she noticed that the puddles were arguing with one another.

“I don’t want to join you, I want to stay by myself,” cried the first puddle.

“If we move we will be soaked up by the sand or dried up by the hot sun,” argued the second puddle.

But the third puddle saw things differently.

“If we join together we will be three times stronger, and we will not be dried up by the wind or the sun.”

Cathy wanted to drink the water, so she suggested that the puddles join together.

“No it won’t make any difference,” announced the first two puddles.

“But I want to drink you,” pleaded Cathy.

“No you can’t drink us,” yelled all three puddles together.

“There’s not enough and we have been told by the North Wind to change the desert. But how can we do that?”

So Cathy just sat down in the hot sand ever so thirsty, and there was not even a tree to shade her. While she was listening to the puddles arguing, she fell asleep.

*Continued on the next page*

The North Wind had been listening too, and blew his hot breath over the puddles.

“Help, Help! I’m drying up,” yelled the first puddle.

“So are we,” gasped the other two.

Soon the puddles had become steam and slowly rose into the sky where they were joined by many other puddles to make huge fluffy clouds.

“We’ve changed,” said the first puddle.

“Yes, and look how many more of us there are,” said the second.

“If we work together now we could change the desert,” announced the third puddle.

“How could we do that?” asked the first two.

“If we join together, and begin moving we might make a cool breeze that would cool the desert,” said the first puddle.

So they all joined together and began moving. But they did not know that what they were really doing was creating lightning and thunder. Before long they had changed back into raindrops and fallen back onto the desert sand.

There were so many puddles now, that soon they became a pond, then a stream, and finally a wide river. Cathy had woken at the sound of the river rushing past, and she was very surprised. She drank the fresh water and felt it bringing her back to life. The three puddles were floating past and called out to Cathy.

“We have finally discovered by working together, and changing and growing we can make a great difference.”

And what a difference it did make. Soon Cathy noticed shady trees and lush green grass growing as well as beautifully coloured flowers. The desert had become such a beautiful place.

The North Wind saw how beautiful the desert had become and left to travel far away to find other puddles, because there were many more deserts to change.

<p><b>My Privileges</b></p>	<p><b>My Responsibilities</b></p>
-----------------------------	-----------------------------------

**It is  
GOOD  
being part of the  
\_\_\_\_\_  
Family-Whanau**

**It is  
GOOD  
being part of the  
\_\_\_\_\_  
Parish family**

<p><b>Parish Privileges</b></p>	<p><b>Parish Responsibilities</b></p>
---------------------------------	---------------------------------------

<p>What to do :</p> <ul style="list-style-type: none"> <li>• Fill in your family name</li> <li>• Fill in parish name</li> <li>• Draw pictures to illustrate the privileges and responsibilities in your family and your parish</li> </ul>
---




# Georgie's Gran

Georgie's grandma lived in the country. She had once had a big farm. But now she was older she just had a small farm. She called it her farmlet, "like a little pig is a piglet," she would say. She had a few sheep and a cow with a calf and lots of chooks. Gran always called them chooks and that made Georgie laugh. Georgie lived in the city with her family. She kept in contact with her Gran in lots of ways. She would make cards for her with little cut out bits and lots of glitter. Gran loved glitter. Georgie's dad would post them off and a few days later Gran would phone up to say she had the card sitting on the TV. It had made her day getting it. Georgie would talk to her and tell her all her school news. She really loved her Gran. Sometimes, if it was a wet Saturday, Georgie would write Gran a long, long letter. She knew Gran could read her big writing and she didn't mind if some words weren't spelt right. Often mum would find a big coloured envelope over from a birthday card and Georgie would decorate it and address it to Gran. Even though they didn't see each other often Georgie and Gran knew a lot about each other from their letters, cards and phone calls. All these things helped them to feel as if they were together.

But it wasn't the same as really being together. So every holiday Georgie would travel down to Gran's place in the bus and Gran would be there to meet her. Even though they talked to each other through letters and the phone, nothing was like being there with Gran. Really being there with her - that was special! They would always celebrate that with a party tea.

by Anne Kennedy



## Dear Family - Whanau

We are talking about **Baptism** in Religious Education.

I would like to know about my Baptism.

Could we do some of the following please?

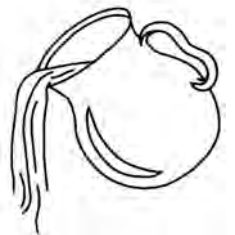
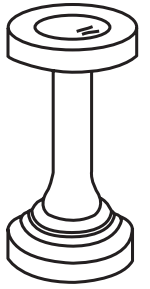
- Share my baptism story.
- Find and bring to school my Baptism photos, or certificate, or any other special item I have, to remember my baptism.
- Draw about my baptism.
- Talk to my godparents.
- Visit the church where I was baptised.
- Get someone who was present at my baptism to tell me about it.
- Tell me the story about another baptism.

Thank you very much

With love from \_\_\_\_\_

### What to do

- Read together
- Sign the letter
- Decorate



**My baptismal name is** \_\_\_\_\_

**I was baptised at** \_\_\_\_\_

**Date** \_\_\_\_\_

**My Godparents are** \_\_\_\_\_

**Tālofa**

(Samoan and Tokelauan)

**Fakalofa lahi atu**

(Niue)

**Mālō e lelei**

(Tongan)

**Kia ora**

(Maori)

**Kia orāna**

(Cook Island)

**Greetings**

(English)

**Dzien dobry**

(Polish)

**Nei hou ma**

(Chinese)

**Mabuhay**

(Filipino)

**Anneunghaseyo**

(Korean)

# I HAVE CALLED YOU BY NAME, YOU ARE MINE.

## What to do



- Read together
- Write your name
- Decorate the page

“I baptise you  
in the name  
of the Father  
and of the Son  
and of the  
Holy Spirit”




**What to do**

- Read the words of baptism together
- Learn them by heart
- Colour the words



Sacraments are special meetings with



Here are the symbols of Baptism

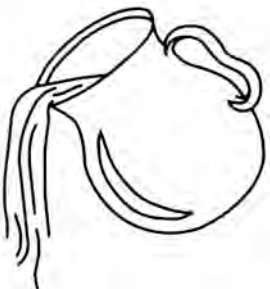
Baptism with  
people into God's family.

Through Baptism we are made holy.

We share in the life of God.

#### What to do

- Read together
- Complete the sentences
- Draw pictures to match captions



# Dear Family - Whanau

I am learning about Saints and Inspiring People in Religious Education.

We have made a **Saints' Tree**.

Can you help me think of some Saints who I could add to the tree?

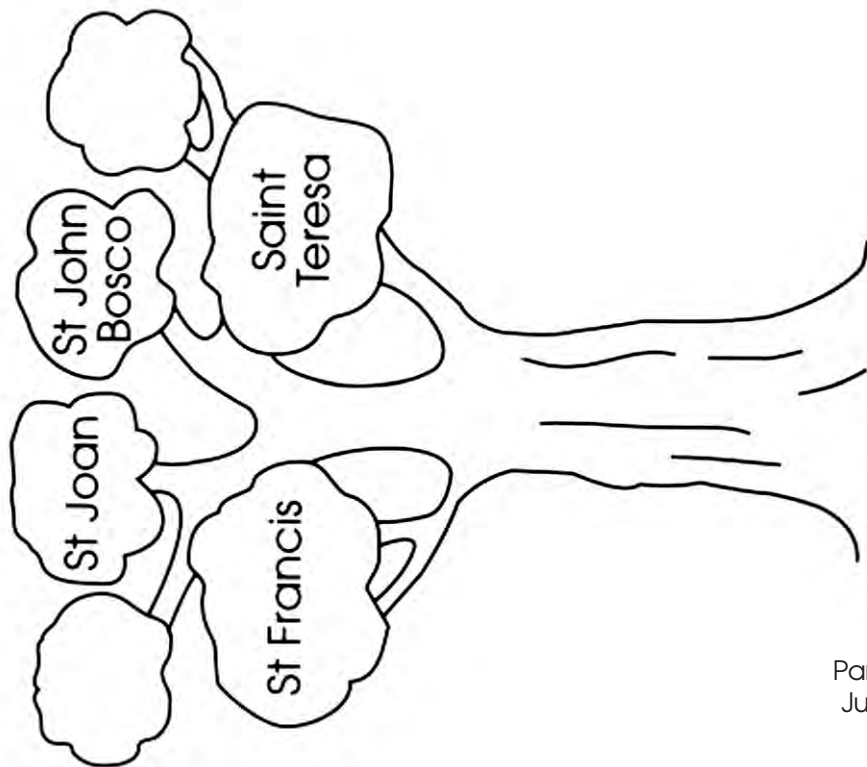
We have a **Saints' Stories basket**,

Could I bring any stories we have about Saints to put in the basket and share with my class?

Could you tell me any Saints' stories you know?

Could we read some Saints' stories this week at home, and pray to them at our family - whanau prayer time.

Thank you for helping me.



Saints' names for the

## Saints' Tree

---

---

---

Love from

---

### What to do

- Read together
- Sign the letter
- Find Saints' things at home
- Include some prayers about Saints in family - whanau prayer



# Word Find

L	I	E	V	E	R	Y
O	N	B	J	L	X	B
V	S	A	I	N	T	S
E	P	E	O	P	L	E
L	I	S	T	E	N	O
A	R	E	C	K	T	O
N	I	P	D	A	Y	W
D	N	Z	M	W	H	O
A	G	O	D	E	S	G

Saints are inspiring people who love and listen to God every day.

### What to do

- Read together the Word Find message in the box
- Find each word on the Word Find
- Circle each word using different colours

# Saints are Holy People Because They Lead People to God

Saints

work hard

are loving

are prayerful

are mean

tell lies

are helpful

are caring

are selfish

don't give up

Add some other qualities of Saints

---



---



---



---

### What to do

- Read together
- Circle the qualities which Saints have
- Decorate the letters
- Add some other qualities



# My Favourite Saint

Saint's Name: \_\_\_\_\_



Saint \_\_\_\_\_

is my favourite saint because \_\_\_\_\_

\_\_\_\_\_

\_\_\_\_\_

\_\_\_\_\_

by \_\_\_\_\_

## What to do

- Write your favourite Saint's name
- Draw their picture
- Write why they are your favourite Saint
- Sign your name

# Saints' Folder

Saint \_\_\_\_\_ lived in the  
country called \_\_\_\_\_  
in \_\_\_\_\_.

\_\_\_\_\_ became a Saint by  
\_\_\_\_\_.  
Saint \_\_\_\_\_ looked like this.

Saint \_\_\_\_\_  
Please tell God about us.

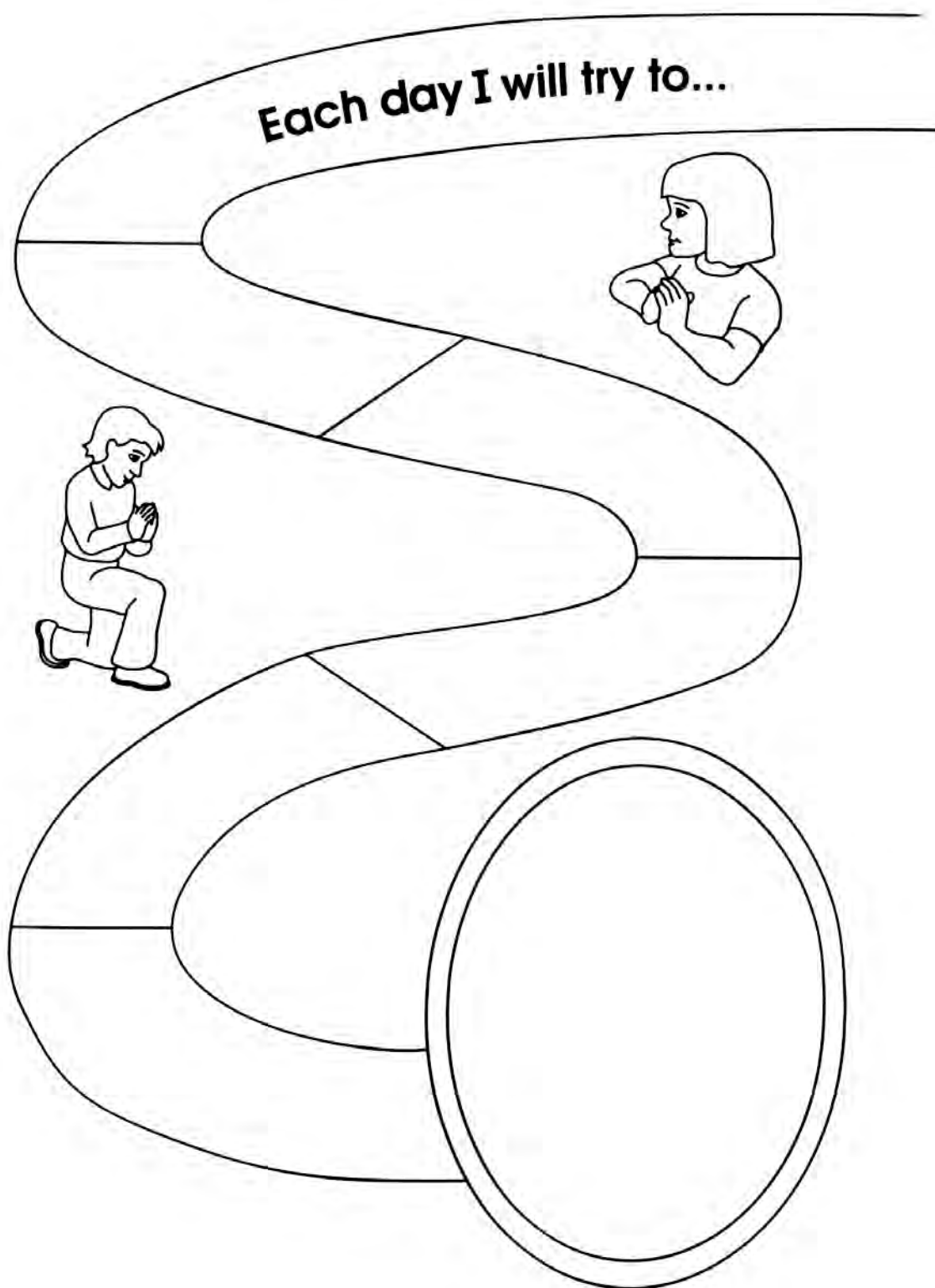
This Saint's story was written  
and illustrated

by \_\_\_\_\_

## What to do

- Read together
- Write information in spaces
- Draw a picture of your Saint
- Say a prayer to your saint tonight

# The Path to Becoming a Saint.



## What to do

- Think about what people can do each day to become a saint
- Write one thing in each section of the path
- Draw yourself in the picture frame

# ACKNOWLEDGEMENTS

## **National Centre for Religious Studies**

Gary Finlay, Director

Marilyn Roberts, Secretary

## **Diocesan Representatives**

National Working Party

Auckland	- Delia Ruane
Hamilton	- Darryl Shute
	- Breda Burke rsm
Palmerston North	- Marguerita Day
	- Jane Beatson
Wellington	- Clare Vaughan rsm
Christchurch	- Pat Mullin
	- Darryl Shute
Dunedin	- Maureen Cahill rsj

## **Theological Advisers**

- Appointed by the New Zealand Catholic Bishops' Conference:

† John Mackey DD

Paul Williamson SM, S.T.D. M.A. (Hons)

## **Maori Consultants**

Pa Henare Tate

Lucille Taylor rsj

Fr Bernard Dennehy

Rose Harris sm

## **Cover Art**

Thanks to Catholic schools and pupils who provided cover artwork

© Copyright 1999 by National Centre for Religious Studies.

No part of this document may be reproduced in any way, stored in a retrieval system, or transmitted by any means, without the prior permission of the publishers.

Imprimatur:

† Leonard Boyle DD

Bishop of Dunedin

Episcopal Deputy for Religious Studies

December 1999

Authorised by the New Zealand Catholic Bishops' Conference

Design and Layout:

Devine Graphics

P O Box 5954

Dunedin, New Zealand

Published by:

National Centre for Religious Studies

Catholic Centre

P O Box 1937

Wellington, New Zealand

Printed and Distributed by:

Printlink

33-43 Jackson Street, Petone

Private Bag 39996

Wellington Mail Centre

Lower Hutt 5045





Love  
never  
ends



Christians are called to proclaim  
the Word of God - Te Kupu a Te Ariki

