



CHILDREN'S ACTIVITIES for JUNIOR A



**This book
belongs to:**

Parish:



**PRIMARY
RELIGIOUS
EDUCATION
PROGRAMME**






**FOR CHILDREN IN CATHOLIC PARISHES IN AOTEAROA
NEW ZEALAND**

**P R I M A R Y
R E L I G I O U S
E D U C A T I O N
P R O G R A M M E**


**FOR CHILDREN IN CATHOLIC PARISHES IN AOTEAROA
NEW ZEALAND**

**CHILDREN'S ACTIVITIES
for
JUNIOR A
CONTENTS**



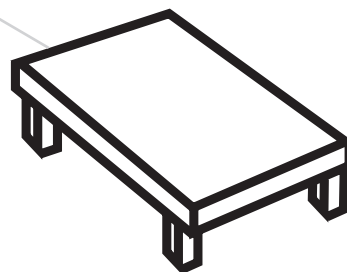

Activities for God Strand.....	pages 2-4
Activities for Jesus Christ Strand.....	pages 5-10
Activities for The Holy Spirit Strand.....	pages 11-17
Activities for Church-Community of Disciples Strand.....	pages 18-24
Activities for Sacrament Strand.....	pages 25-30
Activities for Communion of Saints Strand.....	pages 31-35
Acknowledgements.....	page 36



God Creates



People Make







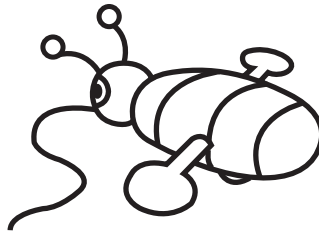

What to do

- Read together and look at the pictures
- Match what God creates with what people make
- Colour the pictures



Living Things

Non-living Things





Draw your best toy.

Draw something else that is living.

What to do

- Put a ✓ by the living things
- Put a X by the non-living things
- Colour the things that are living



Stained Glass Angel



What to do

- Colour the picture according to the colour code


Colour Code

1= red
2= blue
3= yellow

4= green
5= purple

All unnumbered sections should be left white.

JESUS INVITES US TO BE FRIENDS WITH HIM



disciple friend apostle helper


"I will be your _____"
said _____

Andrew Philip Peter James
Thomas Nathaniel Matthew Thaddeus Bartholomew
Simon Judas John

What to do

- Read the names of the apostles
- Read the sentence in the fish
- Choose words to copy into the gaps
- Colour the fish

My special friend is




1 Red 2 Yellow 3 Green 4 Blue

JESUS' LIFE AS A CHILD IS SIMILAR TO MY LIFE TODAY




Here is a picture of a village in Palestine in Jesus' time.

Clothes Like Jesus Wore



Jesus lived in a house like this.



Food Jesus Ate

What to do

- Look at the pictures and read the labels
- Colour the food that Jesus would have eaten

lollipop



lemons



ice cream



figs




honey




onions



fish



bread



fizzy drinks



grapes



olives



lollies



Jesus had fun

1. Jesus played video games. yes no
2. Jesus looked for shells. yes no
3. Jesus ran races. yes no
4. Jesus watched TV. yes no
5. Jesus liked to play dress up. yes no
6. Jesus made things in Joseph's workshop. yes no
7. Jesus had a skateboard. yes no
8. Jesus played musical instruments. yes no

What to do

- Circle the best answer above
- Draw pictures to match the captions below

Here I am having fun.

Here is Jesus having fun.

**JESUS WHO BECAME A HUMAN BEING - OUR ELDER BROTHER - TUAKANA
IS THE TRUE SON OF GOD THE FATHER**




jesus is our





WE ALL HAVE A SPECIAL PLACE IN OUR FAMILY


FAMILY MEMBERS





TAPUNA-GRANDPARENTS




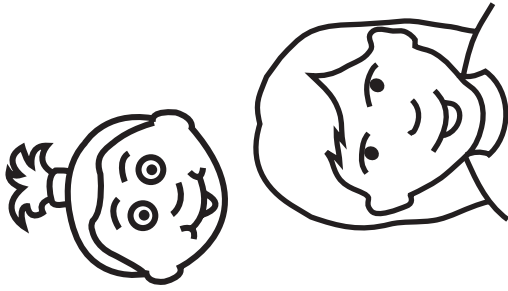
UNCLES



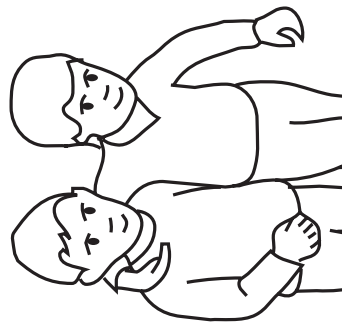

AUNTIES




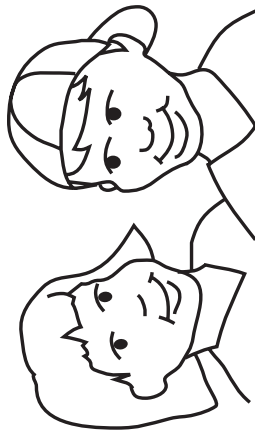
MOKOPUNA
GRANDCHILDREN




MATUA-PARENTS



COUSINS



SISTERS



BROTHERS



ELDER SISTER



ELDER BROTHER



Instruction for making a Windmill

Cut a square of thick paper about 9cm square.

Mark the centre of the square and mark the diagonals.

Decorate it with colours or wind signs.

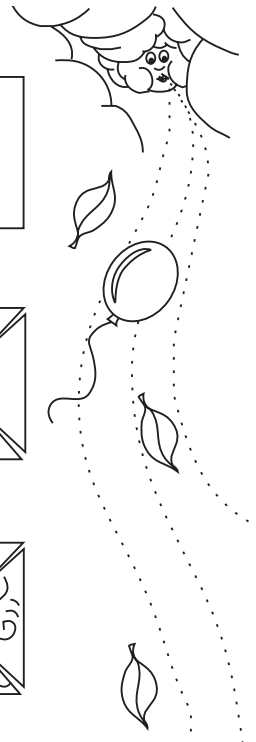

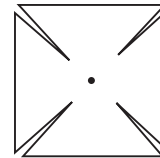

Cut from each corner towards the centre.

Leave 1 cm uncut.


Pin all the left corners to the centre and attach the pin and pinwheel to a stick.

A pencil or a skewer will make the stick.

Use a long pin to attach it to the stick.




The Holy Spirit helps me to be what God wants me to be.



What to do

- Read together
- Trace over the shaded words
- Colour



The Holy Spirit and Me

The Holy Spirit helps me to

I know the Holy Spirit is alive in me because

This is what it feels like when I feel the Holy Spirit working in me.

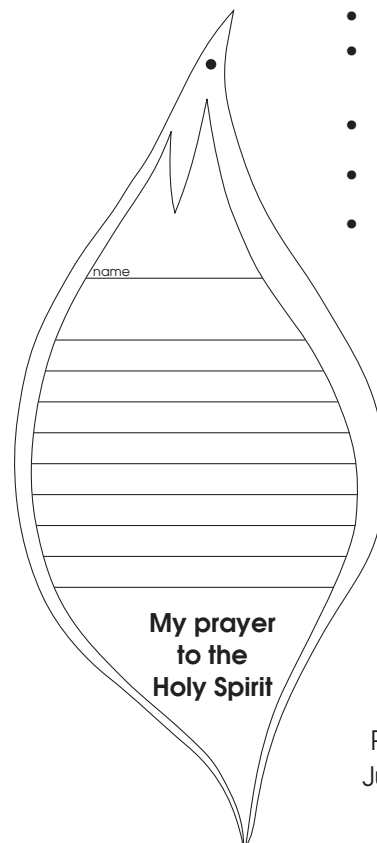
Here are my questions about the Holy Spirit.

What to do


- Read together
- Complete sentences
- Draw pictures to match
- Write your questions about the Holy Spirit

Children

- Write your name
- Write your special prayer to the Holy Spirit
- Cut out the flame shape
- Make a hole on the •
- Thread through some string and hang it on a mobile near your prayer table.



Holy Spirit You are God's Breath in Me



THE SIGN OF THE CROSS

In the name of the
Father,
And of the Son,
And of the Holy Spirit.





Amen

Ki te ingoa o te Matua
me te Tamaiti
me te Wairua Tapu

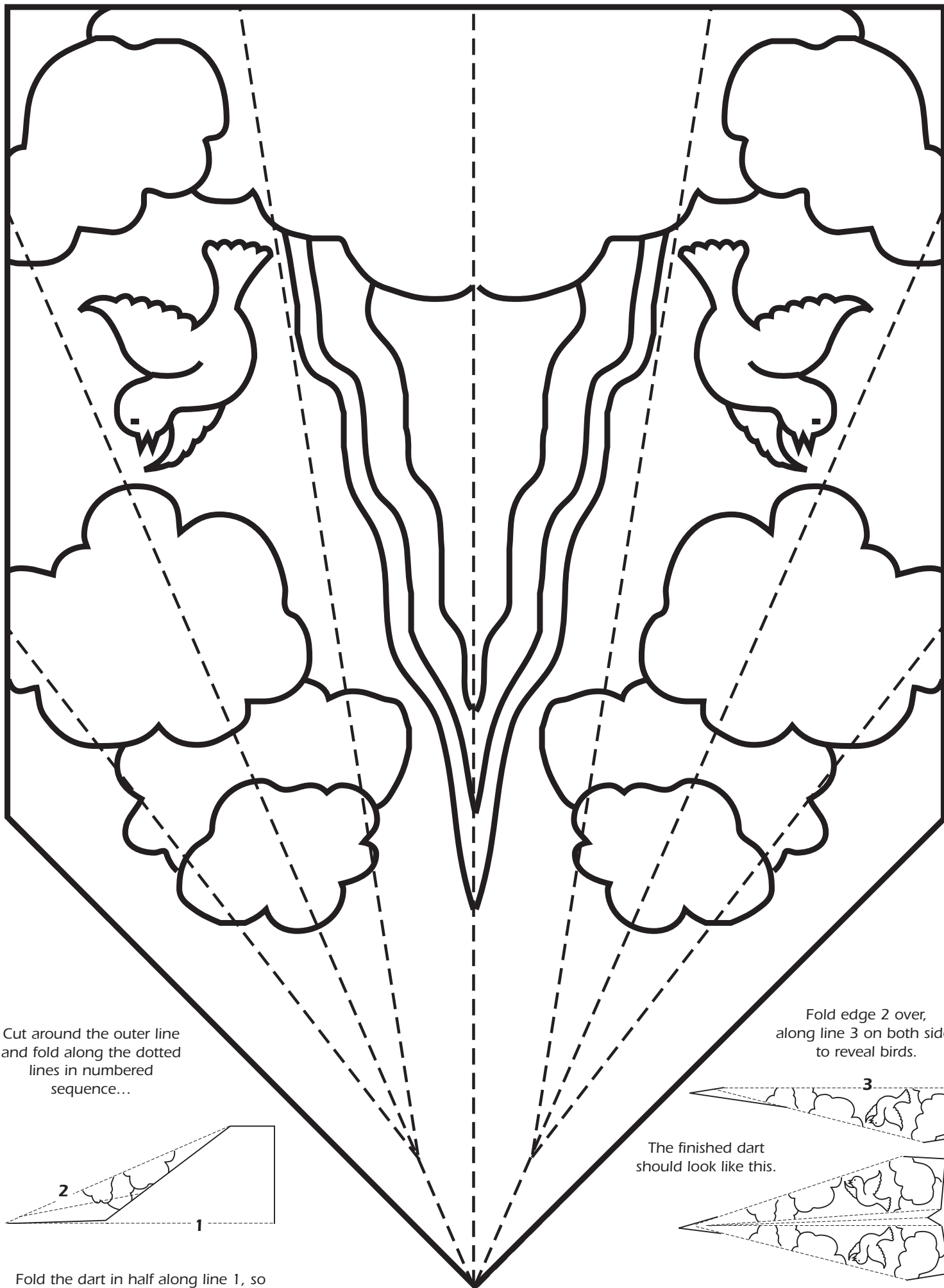
Amene

What to do

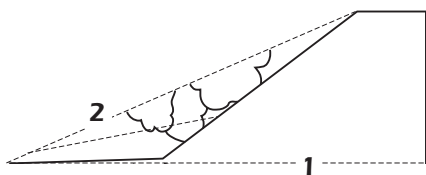
- Follow the dots from 1-12
- Read together
- Colour



Te Wairua
Tapu



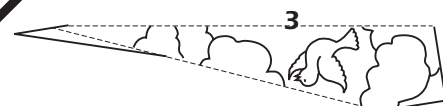
Cut around the outer line and fold along the dotted lines in numbered sequence...



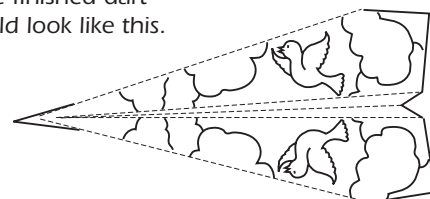
Fold the dart in half along line 1, so the picture side is on the inside.

On both sides, fold line 2 out as shown above.

Fold edge 2 over, along line 3 on both sides to reveal birds.





The finished dart should look like this.





Te Wairua
Tapu


God the Holy Spirit
is like the wind
because I
cannot see it
but I can feel it.



What to do

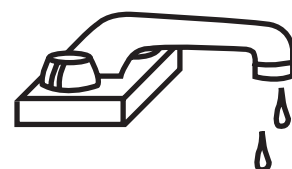

- Read together
- Trace over shaded words
- Draw yourself in the wind

Through the water of Baptism we share the Holy Spirit of God



What to do

- Read together
- Colour the picture
- Colour the word Baptism

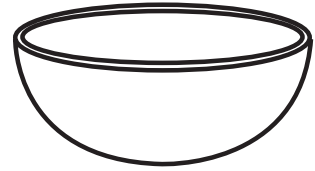


Today We Did a Science Experiment.

We put



in a



Then we added three different
food colourings.

It looked like this.



Next we added some

WOW!






This is what happened.

The three colours became one.

God is 3 in 1.

What to do

- Read through
- Trace over the shaded words
- Colour



Te Wairua
Tapu

GOD IS 1 - YET GOD IS 3

God is 1 -1,2,3

clap your hands as you say
1,2,3 or use an instrument
woodblock, shaker, triangle

The Father


raise hands to the sky in worship
eyes up towards the sky

The Son




cross arms across the chest

and The Spirit in me

point to yourself
or skip in a small circle
or do a 360° turn on the spot




Here are the people in my whanau - my extended family



I can say their names

What to do

- Read together
- Talk about who could be in the picture
- Draw the people





Jesus

Mary

Joseph



What to do

- Write the people's names beside them
- Colour the people





I am learning to genuflect.



What to do

- Read together
- Practise genuflecting
- Colour yourself

Name:

My Parish is called

.....

**My Parish Priest is called
Father**


.....

Here I am with my parish family

The Parish is my family,
family, family
The Parish is my family,
we all love God
(To the tune of "London Bridge")


Thank you God for family,
family, family
Thank you God for family,
we all are one.



**“I will never forget you
my people”**



**“I have your name written on the
palm of my hand”**

Isaiah 49:16









What to do



- Read the balloon together
- Write in your name
- Draw yourself near Jesus
- Colour the picture

Some Objects are Holy Because They Remind Us of God.




What to do

- Look at all the pictures
- Colour the objects and places that remind you of God
- Tell someone why they remind you of God



People Care for God's Creation




What to do

- Look at each little picture
- Think and talk about which people are caring for God's creation
- Colour them

We are talking about
Rituals.




Rituals are set ways of
doing things.

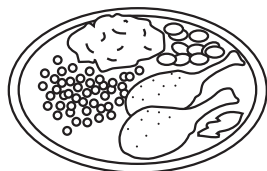




We have rituals at...



What to do

- Read together
- Trace over shaded words
- Colour
- Draw pictures to match words in shapes

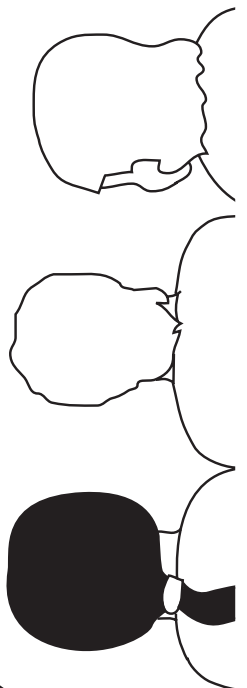






Some things we do are the same...

at Eucharist


at Family meals



What to do


- Read together
- Trace over shaded words
- Draw or colour yourself in both pictures
- Draw what could be on the tables

God's People Gather for Eucharist







What to do

- Read together
- Colour
- Draw yourself in the picture



Sunday is the
Lord's Day



Dear Family - Whanau

In Religious Education we are
talking about rituals.

Rituals are special set ways of doing things
which are repeated.

I would like you to tell me about the rituals
you had when you were a child, at home, at
school, for birthdays or special occasions or
any special family - whanau rituals.

Can you help me to notice the rituals we
have at Eucharist when we go on Sunday?
Can you help me to notice some things that
we do at family meals
which we also do at Eucharist?

Thank you for helping me. I will help by
setting the table this week -
another important ritual!

Love from



What to do

- Read together
- Sign your name
- Decorate
- Share stories with your family - whanau

Dear Family - Whanau

In Religious Education we are talking about Mary the Mother of Jesus. We are setting up a **Mary Table** in our classroom.

I would like to bring something for it. Here are some things I could bring:

- pictures of Mary
- stories, poems or tapes about Mary
- Mary medals or statues
- something that reminds us of Mary.

Please help me to find something. I promise to take care of it.

Love from _____



**Joseph and Mary
loved Jesus**


Jesus was _____ Son.

Mary was Jesus' _____.



Joseph was his _____.

What to do

- Read together
- Find something to bring
- Colour the pictures
- Complete the sentences



The Angel Comes to Mary



What to do

- Read together
- Trace over the shaded words
- Colour the pictures



Jesus is Presented at the Temple






What to do

- Colour and label the people in the picture
- Write the names of the people on the dotted lines

Jesus Mary
Joseph Simeon





Blessing For Our Children

May God bless you
in your waking and your sleeping.

May God guide you
in your learning and your growing.

May God's love and peace
be with you now and always.

Amen

What to do

- Read together
- Decorate
- Pray this blessing over family - whanau members

Holy Mary, E Hata Maria,
Mother of God, e te Matua
wahine, o te Atua



What to do

- Read together
- Follow the dots from 1 - 10
- Colour

Mary Prayer for my Mother

Dear Mary,

Please ask God to bless

my mother





for loving and caring for me.

Love from

Here is
mother.

What to do

- Read together
- Trace over the shaded words
- Draw your mother
- Write your name on the lines
- Pray Prayer with family - whanau



ACKNOWLEDGEMENTS

National Centre for Religious Studies

Gary Finlay, Director

Marilyn Roberts, Secretary

Diocesan Representatives

National Working Party

Auckland	- Delia Ruane
Hamilton	- Darryl Shute
	- Breda Burke rsm
Palmerston North	- Marguerita Day
	- Jane Beatson
Wellington	- Clare Vaughan rsm
Christchurch	- Pat Mullin
	- Darryl Shute
Dunedin	- Maureen Cahill rsj

Theological Advisers

- Appointed by the New Zealand Catholic Bishops' Conference:

† John Mackey DD

Paul Williamson SM, S.T.D. M.A. (Hons)

Maori Consultants

Pa Henare Tate

Lucille Taylor rsj

Fr Bernard Dennehy

Rose Harris sm

Cover Art

Thanks to Catholic schools and pupils who provided cover artwork

© Copyright 1999 by National Centre for Religious Studies

No part of this document may be reproduced in any way, stored in a retrieval system, or transmitted by any means, without the prior permission of the publishers.

Imprimatur:

† Leonard Boyle DD

Bishop of Dunedin

Episcopal Deputy for Religious Studies

December 1999

Authorised by the New Zealand Catholic Bishops' Conference

Design and Layout:

Devine Graphics

P O Box 5954

Dunedin, New Zealand

Published by:

National Centre for Religious Studies

Catholic Centre

P O Box 1937

Wellington, New Zealand

Printed and Distributed by:

Printlink

33-43 Jackson Street, Petone

Private Bag 39996

Wellington Mail Centre

Lower Hutt 5045



Love
never
ends



Christians are called to proclaim
the Word of God - Te Kupu a Te Ariki

