
Advent Workshop

WELCOME: (5 min)

Welcome all participants, and introduce yourself.

Explain the format of the day and any house-keeping/safety announcements.
Begin with a scripture reading.

LEARNING INTENTION:

We will learn more about the season of Advent and that it is a time to turn our hearts and minds towards God, and to recognise Jesus in our everyday.

PHIL 1:4-6, 8-11

Brothers and sisters:

I pray always with joy in my every prayer for all of you,
because of your partnership for the gospel
from the first day until now.

I am confident of this,
that the one who began a good work in you
will continue to complete it
until the day of Christ Jesus.

God is my witness,
how I long for all of you with the affection of Christ Jesus.

And this is my prayer:
that your love may increase ever more and more
in knowledge and every kind of perception,
to discern what is of value,
so that you may be pure and blameless for the day of Christ,
filled with the fruit of righteousness
that comes through Jesus Christ
for the glory and praise of God.

ICE BREAKER GAMES: (15 minutes)

- Explain that as Christmas approached things seem to get busier and more hectic.
- This game demonstrates this, and shows how focussed people can get on having to have everything **they want** for Christmas, without thinking about others. Car parks are a great example of this.

Rush Hour

<https://www.youtube.com/watch?v=NNbixLrT5Yc>

(Material Needed: Enough chairs for everyone)

- The next game slows the pace down and highlights that our church has a time of advent to help us prepare for Christmas. It is a time of slowing down and getting ready for a big event, but it also has an added touch of suspense and expectation.

Countdown Slaps

<https://www.youtube.com/watch?v=5zoMAvwKGfk>

The idea is shown in this video but instead of using the song; simply countdown from 10-1.

To set up: Stand in a circle, everyone place their left hand on the top and their right hand underneath. You move around the circle 'slapping' your left hand to the next person's left hand, counting down until you get to 1. On '1', the person whose hand is to be hit, tries to move it before it is slapped. If they fail they are out, if they move their hand without being 'slapped' they stay and the other person leaves.

- After the game talk about the anticipation that comes as you count down, and encourage the children to share some of the feelings they have in the lead up to Christmas. (excited, impatient, hopeful, nervous, unable to sleep ...)

DISCUSSION: (5-10 min)

- Why do you think we have advent?
- What are we counting down to?
- Why is Christmas so important?

(allow time for discussion between families/groups before sharing some responses)

SHARE THE GOSPEL: (5 min)

(Material needed: Bible)

Advent is a time for us to prepare. The bible has many stories that remind us to prepare our hearts for Jesus who is coming. Here is one from Isaiah:

ISAIAH 40:3-5

A voice is shouting:

Clear a path in the desert for the Lord. Build a straight road there for our God.

Fill in the valleys and flatten the mountains and hills. Level the rough and rugged ground.

Then the glory of the Lord will appear for all to see.

The Lord has promised this!


This is the Word of the Lord.

GROUP WORK: (10 min)

(Material needed: Large paper, pens and post it notes)

Move into small groups and using post it notes list all the things you do to prepare for Christmas.

Add these to a group list:



- To help us prepare for Christmas the Church also has things it does. It has traditions and customs to help us focus on what really matters. One thing that shows Christmas is on its way is hearing Christmas Carols and songs being sung. Tell the person beside you what your favourite Christmas song is and why. Today we are going to learn one especially for the season of advent.

SONG: (10 min)

(Materials needed: computer with song and sound system)

Stay awake, be ready.

https://www.youtube.com/watch?v=EGYD_FdHp6w

<https://www.youtube.com/watch?v=9HdY69CTSp4>

<https://www.youtube.com/watch?v=yZKZSmUJlE>

- You may want to learn this song as a whole group
- Then break up into smaller groups to add actions to the verses.
- Return to the main group and sing through together with each group showing the actions they have created

QUIZ: (15 min)

(Materials needed: Pieces of paper for each group and pens OR access to a computer and phones)

1. When does Advent begin?
a) 4 weeks before Easter b) 4 Sundays before Dec 25th
c) Dec 1st d) 3 weeks before Christmas

2. What colour is used to represent the time of Advent in the Catholic Church?
a) Gold b) Green and Red c) Purple d) Red

3. When does Advent finish?
a) Christmas morning b) Christmas Eve evening
c) The Sunday before Christmas d) Boxing day

4. How many pink candles are there on an advent wreath?
a) 4 b) 3 c) 2 d) 1

5. What does the Jesse Tree show us?
a) Jesus' family tree/whakapapa b) Christian Christmas presents
c) Presents Jesus got d) Important dates for Catholics

5. What does the word Advent mean?
a) coming b) going c) receiving d) giving

6. Why did God come into our world as a human?
a) to be part of our everyday lives b) because God loves us so much
c) to share in our good times and our tough times d) all of the above

You may like to run this in groups and have them bring up their answers after each question keeping a running tally. Or you could try using the Kahoots app and quiz with this link.

<https://play.kahoot.it/#/k/39efe8e2-6c4f-406c-b282-69322c31f5d7>

ADVENT WREATH FOCUS:

ACTIVITY 1: Advent Wreath (20 min)

**Understanding the advent wreath:
Christians way of counting down to Christmas.**

You may like to show a youtube clip that explains the symbolism

<https://www.youtube.com/watch?v=6NqBBOQAMZI>

Choose an advent wreath to make that will work for the group you have. Here are some options:
Pinterest has some great ideas.

(Materials needed: This will vary depending on wreath design and number of participants)



[https://www.pinterest.nz/search/pins/?q=making%20an%20advent%20wreath%20with%20kids&rs=typed&term_meta\[\]=making%20an%20advent%20wreath%20with%20kids%7Ctyped](https://www.pinterest.nz/search/pins/?q=making%20an%20advent%20wreath%20with%20kids&rs=typed&term_meta[]=making%20an%20advent%20wreath%20with%20kids%7Ctyped)

Sit the families around the resources and step them through the process explaining the different elements of the wreath as you go.

(Allow 15-30 minutes to complete)

- The green circle symbolises God who has no beginning and has no end. The colour green, like an evergreen tree, also symbolises eternal life and an everlasting love.
- Candles represent Jesus the light of the world.
- The colour purple represents royalty as Jesus is our King. It also reminds us to prepare.
- The colour pink/rose on the 3rd Sunday of Advent represents joy and encouragement that the waiting is almost over.
- Sometimes a white candle is placed in the centre to represent Christ and is lit on Christmas eve.

JESSE TREE FOCUS:

ACTIVITY 2: Jesse tree/ Pepeha or whakapapa for Jesus (40 min)

(Materials needed: Bibles, blank decorations, pens or crayons, scissors, a Jesse tree to put the ornaments on, a copy of Jesse Tree description cut-outs, candle)

Understanding the Jesse Tree:
We wait for Jesus to come just like so many others in our shared Christian Story.

Begin this session by sharing your own pepeha.

If you are not comfortable using te reo spend some time asking people to share their names and a little bit about the place and family where they come from.

Sit everyone in a circle and ask them to introduce themselves to the person beside them. Then ask them to introduce each other to the group.

What follows is one example of a *pepeha*:

Remember to always begin and end with a greeting.

Tēnā koutou katoa (*Greetings to you all*)

Ko _____ te māunga
Ko _____ te awa/roto/moana
Ko _____ te waka *
Ko _____ tōku tīpuna *
Ko _____ tōku iwi
Ko _____ tōku hapū
Ko _____ tōku marae *
Nō _____ ahau
Ko _____ rāua ko _____ ōku mātua *
Ko _____ tōku ingoa

Nō reira, tēnā koutou, tēnā koutou, tēnā koutou katoa (*Therefore, greetings to you all.*)

The mountain that I affiliate to is _____
The river/lake/sea that I affiliate to is _____
The waka that I affiliate to is _____ *
My (founding) ancestor is _____ *
My tribe is _____
My sub-tribe is _____
My marae is _____ *
I am from _____
My parents are _____ and _____ *
My name is _____

* NOTE: these parts are optional.

Explain that as people of Aotearoa our Māori culture gifts us the pepeha which is often used in a mihihi or introduction. It explains where we come from, and who we are in relation with. This adds layers or a depth to our place in the world.

Jesus too had a pepeha, and each Christmas we celebrate this with a tradition called the Jesse Tree. It introduces us to people in Jesus' life, and stories that prepare us for his arrival. It shows us God's plan and reminds us that the bible points to the promised coming of Jesus our saviour.

Just like us, all of these people in their ordinary lives wait for Jesus. These people were good people who believed in God and trusted in the promise of a different way to live.

The Jesse tree is named after the father of King David – Jesse.

The Story of Jesse, the father of David, is told in Isaiah 11:1-10
David's story is in 1 Samuel 16:1-13

For this activity, you can use the blank paper baubles attached in the resources. If you have the time and resource you may want to use this link and make a plastic cup version of the decorations.

<https://craftulate.com/melted-plastic-cup-ornaments/>

- Give every family a different symbol with the explanation, and a blank decoration. If there are only a few families you may want to give them 2 or 3 symbols.
- Each family spends some time creating a decoration to add to the Jesse tree.
- As they sit in their families/groups encourage them to read one or more of the scripture readings that accompany it.
- Once complete gather the group back together and finish with a prayer session.

The symbols are attached in resources. You **do not** have to use all of them. For a smaller version and some other ideas you can check out this link.

<http://cathfamily.org/making-your-own-jesse-tree/>

PRAYER SESSIONS:

Prayer session for the Jesse Tree Option: (10 min)

(Materials needed: Song and words for Stay Awake Be Ready, Candle, Jesse Tree, Decorations group has made, sound/visual system if using the youtube clip)

Begin by making the sign of the cross.

Light a candle to remind everyone that Christ is always with us.

Sing Stay Awake Be Ready.

OR

Listen: You'll Come: Brooke Fraser

https://www.youtube.com/watch?time_continue=129&v=2RmZFaruXhs

Leader:

God of Love,

Our hearts long for your coming.

We wait to joyfully welcome you.

Amen.

- *Everyone brings up their symbol, as they place it on the tree say the name of the person it represents, then everyone responds with 'pray for us' in a litany style.*

e.g.	Adam and Eve ...	Pray for us
	Noah ...	Pray for us
	Abraham ...	Pray for us

Leader:

Loving God,

soon the glory of your son, Jesus

will make the night bright with light.

Prepare our hearts and minds.

Amen.

End the session with the Sign of the Cross.

Prayer session for Advent Wreath: OPTION 1. (20min)

(Materials needed: Song and words for Stay Awake Be Ready, Advent wreath with candles, matches, 4 prayers on pieces of card, 5 reflections on pieces of card, Christmas tree either real or on a paper, 15 present shapes with words attached and enough empty boxes for people to write their own ideas down)

One of the great resources the church offers is prayer. Prayer helps us to slow down and connect in with God. It helps us to hear God's voice more clearly.

Let us share a small prayer to complete this session:

Start with the sign of the cross.

Sing - Stay Awake Be Ready.

Then light the candles of the advent wreath and as each one is lit invite four people to read the reflections:

1. Hope:
God of all, give us courage to believe in you and your radical view of how our world can be. In our times of doubt fill us with hope that with you all things are possible.
2. Faith:
Merciful God helps us to see things through the eyes of faith. We ask you to remove things that get in the way of our relationship with you, with others and with our world.
3. Joy:
God of love and laughter, remind us that we have so much to be grateful for. Remind us of your plan and help us be joyful in our work towards bringing it to life.
4. Peace:
Forgiving God, touch our hearts that they may be open to healing and forgiveness. Remind us to be kind to each other and kind to ourselves.

Distribute these reflections and have people read them slowly with a pause in between each:

1. Christmas is a time when we remember that God showed up in person as Jesus, a baby, born to a simple family, who grew up, in lots of ways just like us. We celebrate this because it means God is here with us now. Emmanuel!
2. God wants to be with us, in our everyday. In our successes, in our failures, in our relationships. God is here now - Emmanuel!
3. Do you ever wonder why Jesus being born over 2000 years ago makes any difference to your life today? Emmanuel!

(Allow a moment of silence)

4. Jesus breaking into our world allows us the freedom to live in a different way. As we bring forward some of the gifts God has given us to put on our tree, think about a world where these things were the only way to live.

(Give out presents with words printed in them to individuals to bring up and attach to a Christmas tree. The tree may be drawn on a board, a flat piece of paper or cloth, or a branch or a real tree. Encourage them to speak the words clearly as the present it.)

Love, Kindness, Forgiveness, Others, Mercy, Dignity, Joy, Peace, Patience, Gentleness, Support, Acceptance, Self-control, Faithfulness, Goodness

5. (Optional) Thinking about all of these gifts; if Jesus was to put one of these under your tree this Christmas what would it be and why?)

Spend some time discussing with those around you, or thinking about this individually. Write this gift on the empty present and bring it up to the tree.

Play and listen to this song or something similar to bring the liturgy to an end.

<https://www.youtube.com/watch?v=1FuFtOFvTsM>

If you prefer to sing a hymn together choose another song like Michael Mangan's – "O Emmanuel"

As our prayer comes to an end, God we know you are present to us all during Advent. We ask that you remind us daily to slow down and focus on turning our hearts and minds towards you.

Amen

End the session with the Sign of the Cross.

Prayer Session: OPTION 2 (10min)

PRAYER IN ADVENT

(Materials needed: Come Lord Jesus bookmarks, some reflective/quiet music)

Instructions for Leaders

- Settle the group on a mat or chairs
- Revise ideas about prayer and what it means to pray – talking and listening to God
- Talk about why we pray in Advent
To turn our hearts and minds to God and to be aware of Jesus in our everyday. What are some things we notice every day that tell us that God is present in our lives?
- Explain that Centring Prayer is a special way people can pray.

Centring Prayer is a way of praying where people think about God being present within them – in their heart.

It is helpful to use a mantra, a word or a short phrase, to **centre** your attention and awareness on God. This mantra is repeated in their heart throughout the prayer time. They do not speak it aloud. If you find you are thinking of other things that's OK, just then return to your mantra.

Because it is Advent we are going to use the words "**Come Lord Jesus**" as our mantra.

Give children a bookmark copy of the mantra.

Once settled lead the children through the following prayer:

- 1) Find a space to sit still and comfortably and close your eyes.
- 2) Take 3 deep breaths slowly and feel yourself relaxing
- 3) Listen to the sounds around you and name each sound silently to yourself. Name each sound and then let it go.
- 4) Let the words "Come Lord Jesus" fill your mind
- 5) As you breathe in say "Come Lord Jesus"
- 6) Then quietly let your breath come out.
- 7) Keep repeating the words as you breathe and let Jesus' presence surround you.
- 8) Leader notes how long the children can sustain this, 2 or 3 minutes, and then continues as follows:
- 9) Now gently become aware of the sounds around you.
- 10) Notice your breathing and slowly take 3 deep breaths.
- 11) Become aware of your body and what is happening around you.
- 12) Stretch and rest.

Invite children to share how this experience felt for them, some might like to share what God was saying to them. Talk about whether it is easy to slow yourself down and be silent.

EXTRA MATERIAL:

TAKE HOME:

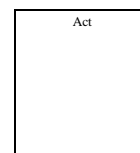
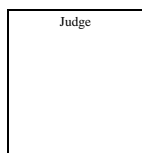
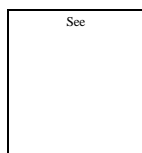
Give each family a copy of the advent calendar and instruction sheet to work through. The ideas for each day can be cut up and place into their own calendars. This calendar reminds us every day to keep the focus on how we can best prepare for Jesus coming into our world.

FOR OLDER STUDENTS: (20 min) To be included after the Quiz

Sit in small groups around 3 large pieces of paper. On each paper put a different word 'See', 'Judge' and 'Act'

Encourage the students to discuss some of these statements. You may like to write them up on a board, call them out or just have them on a piece of paper to help focus their thoughts.

Encourage the students to write down their responses.



See

- When does your family start preparing for Christmas? How do you prepare?
- List some things that make Christmas special for you.
- How much money will you spend this Christmas?
 - On others? - On yourself?
- How much money will your family spend this Christmas?
 - On others? - on themselves?
- What sacrifices do people you know make at Christmas?
- What are some of the pressures you notice at Christmas?

Judge

You don't need to write anything down for the first few questions:

- Consider the following quote:
"The first will be last and the last will be first"
- How much will we put ourselves first this Christmas?
- Consider the following quote:
"Money is an article which may be used as a universal passport to everywhere except heaven, and is a universal provider of everything except happiness." Wall Street Journal

You can write your answers to the following on your paper:

- How important is money at Christmas?
- Do the things that cost the most bring the most enjoyment? Why?
- Given that most of the presents we give and receive at Christmas are not made in this country, in terms of money, who gains and who loses?

Act

- What things have come up from this enquiry which we need to take action on?
- Who will be responsible for this?
- List some things you could do this Christmas that addresses some of these things.

e.g.

- Give time to others this Christmas by: visiting someone who is on their own, volunteering to help a charity, making an extra effort to help out at home.
- Use your talents to make Christmas special for others.
- Take the emphasis away from money this Christmas by: making your own Christmas cards and presents, giving fairly traded presents or donate what you would normally spend on presents to a worthwhile cause.

RESOURCES:

Stay Awake:

Stay awake (*clap clap*)
be ready (*clap clap*)
We do not know the hour when the Lord is coming.
Stay awake (*clap clap*)
be ready (*clap clap*)
The Lord is coming soon.

Alleluia, alleluia (*roll your hands around each other then throw them in the air*)
The Lord is coming soon. (*put one hand down at a time to represent a cradle for a baby,
and rock side to side*)

Change your lives (*clap clap*)
He's coming (*clap clap*)
The one who is the light of the world is coming
Change your lives (*clap clap*)
He's coming (*clap clap*)
The reign of God is here. *or you may prefer the words (Our God is here with us.)*

Alleluia, alleluia
The reign of God is here.

Stay awake (*clap clap*)
be ready (*clap clap*)
We do not know the hour when the Lord is coming.
Stay awake (*clap clap*)
be ready (*clap clap*)
The Lord is coming soon.
The Lord is coming soon









Advent Calendar at Home:

Advent is a time to show we care – just like Jesus did!

Discuss as a family

- Advent is a time of simple living, a time to remember the first coming of Jesus, and to think about how Jesus keeps coming into our everyday lives
- Jesus' message of caring about others was first brought to people by his relative the prophet John the Baptist. A prophet is someone God has called to speak God's word to people.
- Retell John's message from the Gospel Luke 3:

(You may want to look this up in your family bible or just read below)

"God gave John a message to preach and crowds soon came flocking out to hear him preaching.

'Listen!' John thundered. 'God's kingdom is on its way! See that you are ready for it. Put your lives right with God.'

Many people knew that it was God's voice speaking to them. They were really sorry for breaking God's laws and wanted to please God.

'What should we do?' they asked. So, John baptized them in the river Jordan as a sign that God had forgiven them and given them a clean, new start.

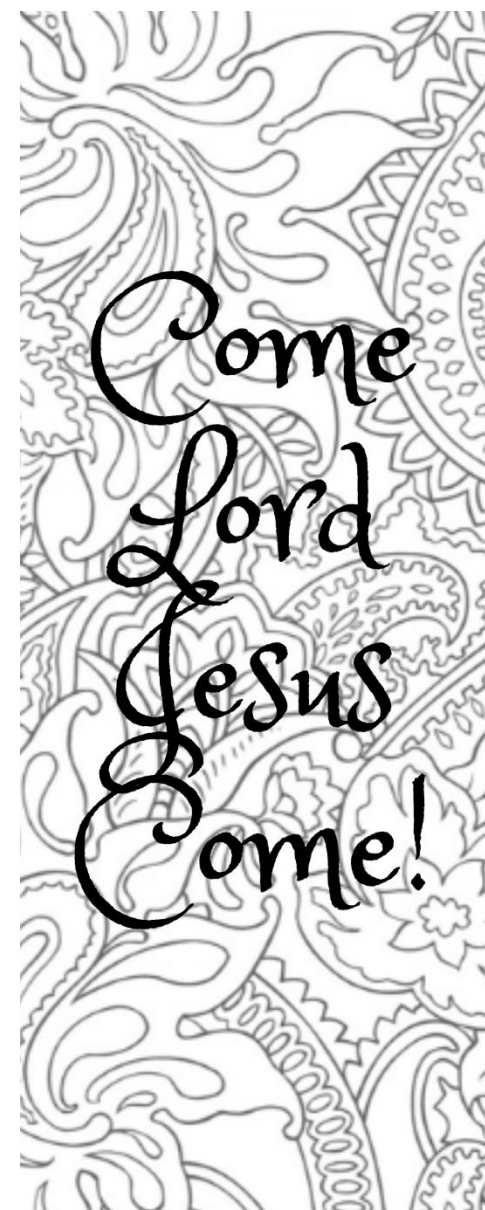
'Now turn to God and change your ways,' John urged. 'Don't be greedy and grasping. If you have more food and clothes than you need, share with others. Do your jobs well and without grumbling. That is what God wants.'


- In the Gospel, the crowds asked John "What should we do?" How can you show the people around you that you care?
- Make an Advent Calendar to remind us of caring things we can do now as we prepare for Christmas.

TAKE HOME: Advent Calendar Ideas:

(You don't have to do them in order. ☺ Just try a different one each day. Perhaps, cut them out and put them on each day of your own calendar?)

I will spend a few extra minutes in prayer today.	I will secretly do a kind act for someone.	I will donate some books/toys or clothes to someone in need.	I will do my work today well and with joy.	I will be kind in a special way to someone whom I find challenging	I will help at home today by doing something before I am asked	I will be kind today to someone who seems unhappy or lonely.
Today I will work at being patient.	Today I will make a thank you card for someone	I will use a special gift or talent that I have to make someone else's day better.	During the day, I will find a quiet place and sit for a few minutes letting God love me.	When I want to complain today, I want you to help me be thankful instead.	Today I will tell someone why they are important to me.	I will make sure that I don't waste a drop of water today. Being grateful that I have some.
Today I will try and make someone laugh.	Today I will work at using kind words, and thinking before I speak.	Today I will send a text to someone who I haven't seen for a while.	Today I will eat more of what is good for me and less of what is not.	Today I will encourage someone.	Today I will go for walk and notice the gifts of nature you have given us.	Today I will compliment someone on something they do.
Today I will smile at everyone I meet.	Today I will pray for all those people in the world who do not have enough water.	Today I will work at being grateful and name 5 things at dinner time.	Today we will spend some time looking through photos and thanking God for all the fun	Today I will feed the birds or the ducks, and thank you for your creation.	Today I will tell someone how much I love them.	Today I will write a nice note or draw a picture for someone.





Jesse Tree Description Cut-Outs

<p>1. The Apple represents Adam and Eve. The first people to know God. Jesus was God and Human <i>Adam and Eve Genesis 2:4-24</i> <i>The Fall of Adam and Eve Genesis 3</i></p>	<p>2. The Ark introduces Noah. Noah was a good man and did what God asked. Jesus was a good man and did everything that God asked him to do. <i>Noah and the Flood Genesis 6-9</i></p>	<p>3. The dagger or a sky full of stars stands for Abraham. Abraham was prepared to give everything to God, even his own son. God promised Abraham as many descendants as stars in the sky. Jesus was prepared to give his whole life to God. He is God's son. <i>The Call of Abraham Genesis 12</i> <i>God's Covenant with Abraham Genesis 15</i></p>
<p>4. The ram stands for Isaac. Isaac reminds us that God will always provide everything we need. God gives Abraham a ram, and tells us that if we trust in God we will have everything that we need. Jesus trusted God with his life. <i>Abraham and Isaac Genesis 22</i></p>	<p>5. The ladder represents Jacob. Jacob had a dream about going to God, and God told him that he would never be alone and always protect him. Jesus told us about God and promised that through the Holy Spirit we are always protected. <i>Jacob and Esau Genesis 25:19-34;27</i> <i>Jacob's Vision of God Genesis 28:10-22</i> <i>Jacob returns to the land of his Fathers Genesis 31-33</i></p>	<p>6. The colourful coat reminds us of Joseph the son of Jacob. Joseph was the great grandson of Abraham and was kind, wise and forgiving. Jesus is kind, wise and forgiving. <i>Joseph and His Brothers Genesis 37</i> <i>Joseph and Pharaoh Genesis 39-41</i> <i>Joseph and His Brothers are reconciled Genesis 42-45</i></p>
<p>7. The burning bush introduces us to Moses. God shows Moses that God has a plan, and that God cannot be controlled by Moses. Jesus shows us that he has always been part of God's plan to have a personal relationship with us. <i>The Birth of Moses Exodus 1-2</i> <i>Moses Meets God in the Burning Bush Exodus 3</i> <i>Pharaoh's Contest with God Exodus 5-6</i></p>	<p>8. The lamb stands for the Israelites. It reminds us of the Passover and the exodus. In this story, Pharaoh lets the people go when he realises that God cannot be defeated. Jesus and his resurrection show us that even death cannot stop God's plan. <i>Passover Exodus 11-13</i> <i>Journey to the Sea Exodus 14:1-15:21</i> <i>Testing in the Desert Exodus 15:22-17:16</i></p>	<p>9. The commandments (tablets of the Torah) represent Moses and Aaron. Moses received God's law from God, we call them the Ten Commandments. Jesus taught us the greatest law from God is to love each other. <i>The Hebrews Meet God at Sinai Exodus 19</i> <i>The Ten Commandments Exodus 20:1-21</i></p>

<p>10. The ram's horn trumpet stands for Joshua. Joshua shows us that anything is possible with God.</p> <p>Jesus showed us that even in difficult times God is always with us.</p> <p><i>Rahab and the Fall of Jericho Joshua 2;6</i> <i>Joshua Renews the Covenant Joshua 23-24</i></p>	<p>11. The clay water jug represents Gideon. Gideon reminds us that we can't depend on ourselves but that victory comes when we depend on God.</p> <p>Jesus always turned to God in prayer.</p> <p><i>Gideon's Small Army Judges 6-8</i></p>	<p>12. The bundle of grain introduces us to Ruth. Ruth shows us that through faithfulness to God we receive what we need.</p> <p>Jesus taught us to trust in God.</p> <p><i>Ruth and Naomi Ruth 1-4</i></p>
<p>13. The crown stands for Samuel. Samuel reminds that that God talks to us. It may be in a dream, through someone else in prayer or through something in creation.</p> <p>Jesus taught us to pray to God using the Our Father</p> <p><i>God calls to Samuel 1 Samuel 3</i> <i>Samuel and Saul 1 Samuel 10-12</i></p>	<p>14. The harp stands for David. David was a great king and poet who shows how we can worship God through our talents.</p> <p>Jesus is THE great king.</p> <p><i>The Young David 1 Samuel 16-17</i> <i>David and Jonathan 1 Samuel 18</i> <i>Saul and David 1 Samuel 24;28</i> <i>David the King 2 Samuel 5-6</i> <i>David, Bathsheba and Nathan 2 Samuel 11-12</i> <i>David's Later Years 2 Samuel 19-24</i></p>	<p>15. The stone altar introduces us to Elijah. Elijah shows us that there is only one true God and we have to resist the other things that try to distract us from that.</p> <p>Jesus is God.</p> <p><i>Elijah Is Fed by God 1 Kings 17</i> <i>Elijah confronts Baal 1 Kings 18</i> <i>The Still Small Voice 1 Kings 19</i></p>
<p>16. The empty Tent represents Hezekiah. He showed us that no matter where we come from and who we are if we invite God in, God's goodness can be seen in our lives.</p> <p>Jesus shows us how good and loving God is.</p> <p><i>Reign of Hezekiah 2 Kings 18-19</i></p>	<p>17. The fire tongs and hot coal stands for Isaiah. Isaiah is an example of someone who accepted the call to holiness.</p> <p>Jesus is our model of holiness, and he asks each of us to be like him.</p> <p><i>Isaiah's Vision Isaiah 6</i> <i>Isaiah's Message Isaiah 1-2</i> <i>A Saviour Will Come Isaiah 9;11</i></p>	<p>18. Tears introduce us to Jeremiah the prophet. Jeremiah teaches us that to love God is to love our neighbour.</p> <p>Jesus loves everyone especially those who seem to be more difficult to love.</p> <p><i>Jeremiah's Temple Sermon Jeremiah 7;26</i> <i>Jeremiah Speaks against Jerusalem Jeremiah 28</i> <i>Sorrow for the Fall of Judah Lamentations 1</i> <i>Jeremiah's Message of Hope Jeremiah 29;31</i></p>

<p>19. The whale stands for Jonah. Jonah was called by God to tell some people about God's awesomeness but decided not to go, until God convinced him. Jesus told everyone about God's awesomeness – all the time. <i>Jonah and the Whale Jonah 1-4</i></p>	<p>20. The stone watchtower stands for Habakkuk. He admits that he doesn't understand what God has planned, especially because on the surface things aren't looking wonderful. He reminds us to be patient. Jesus is always patient and willing to work with us where we are. <i>The Sack of Jerusalem and the Fall of Judah 2 Kings 24-25</i></p>	<p>21. The city wall introduces us to Nehemiah. Nehemiah reminds us that there is always hope to rebuild and reform. No matter how broken we feel, with Jesus we are able to be healed. <i>Ezra and Nehemiah Nehemiah 8-9</i></p>
<p>22. The scallop shell introduces us to John the Baptist. John the Baptist was called to share the news of Jesus with everyone. He helps us prepare for a new way of life. Jesus is the new life that we prepare for. <i>John the Baptist Preaches Repentance Luke 3:1-6 Messengers from John the Baptist Matthew 11:2-11</i></p>	<p>23. The white lily stands for Mary. Mary was a brave lady who was the first person to say "yes" to Jesus. She became Jesus' Mum. Jesus loved his mother and always said yes to God <i>The annunciation Luke 1:26-38</i></p>	<p>24. A picture of Mary and Elizabeth hugging, stands for Elizabeth. Elizabeth was a spirit filled woman who was able to recognise God's presence. She was humble while able to celebrate with joy Mary's pregnancy. Jesus calls us all to celebrate God's presence in our world. <i>The Visitation Luke 1:39-45</i></p>
<p>25. A pencil and tablet stand for Zechariah. Zechariah shows us that even important people have times of doubt. He reminds us of God's mercy. Jesus called all sorts of people to follow him and he was always full of mercy for people. <i>The Birth of John Luke 1:57-66 The Canticle of Zechariah Luke 1:68-79</i></p>	<p>26. The hammer and square stand for Joseph – Jesus' step-dad. Although sacred he cared for Jesus and Mary and was sensitive to their needs. Jesus cared for his mother and makes a home for all of us in heaven. <i>An Angel Appears to Joseph Matthew 1:18-25 The Finding of Jesus in the Temple Luke 2:41-52</i></p>	<p>27. The manger stands for Jesus. Our king born in poor, humble surroundings. In Jesus God becomes one of us. When we have a relationship with Jesus we enter into the heart of God. In the beginning was the Word, and the Word was with God, and the Word was God. (John 1:1)</p>

- 1) The Apple represents Adam and Eve. The first people to know God.
Jesus was God and Human
Adam and Eve Genesis 2:4-24
The Fall of Adam and Eve Genesis 3
- 2) The Ark introduces Noah. Noah was a good man and did what God asked.
Jesus was a good man and did everything that God asked him to do.
Noah and the Flood Genesis 6-9
- 3) The dagger or a sky full of stars stands for Abraham. Abraham was prepared to give everything to God, even his own son.
God promised Abraham as many children as stars in the sky.
Jesus was prepared to give his whole life to God. He is God's son.
The Call of Abraham Genesis 12
God's Covenant with Abraham Genesis 15
- 4) The ram stands for Isaac. Isaac reminds us that God will always provide everything we need. God gives Abraham a ram, and tells us that if we trust in God we will have everything that we need.
Jesus trusted God with his life.
Abraham and Isaac Genesis 22
- 5) The ladder represents Jacob. Jacob had a dream about going to God, and God told him that he would never be alone and always protect him.
Jesus told us about God and promised that through the Holy Spirit we are always protected.
Jacob and Esau Genesis 25:19-34;27
Jacob's Vision of God Genesis 28:10-22
Jacob returns to the land of his Fathers Genesis 31-33

- 6) The colourful coat reminds us of Joseph the son of Jacob. Joseph was the great grandson of Abraham and was kind, wise and forgiving.

Jesus is kind, wise and forgiving.

Joseph and His Brothers Genesis 37

Joseph and Pharaoh Genesis 39-41

Joseph and His Brothers are reconciled Genesis 42-45

- 7) The burning bush introduces us to Moses. God shows Moses that God has a plan, and that God cannot be controlled by Moses.

Jesus shows us that he has always been part of God's plan to have a personal relationship with us.

The Birth of Moses Exodus 1-2

Moses Meets God in the Burning Bush Exodus 3

Pharaoh's Contest with God Exodus 5-6

- 8) The lamb stands for the Israelites. It reminds us of the Passover and the exodus. In this story, Pharaoh lets the people go when he realises that God cannot be defeated.

Jesus and his resurrection show us that even death cannot stop God's plan.

Passover Exodus 11-13

Journey to the Sea Exodus 14:1-15:21

Testing in the Desert Exodus 15:22-17:16

- 9) The commandments (tablets of the Torah) represent Moses and Aaron. Moses received God's law from God, we call them the Ten Commandments.

Jesus taught us the greatest law from God is to love each other.

The Hebrews Meet God at Sinai Exodus 19

The Ten Commandments Exodus 20:1-21

- 10) The ram's horn trumpet stands for Joshua. Joshua shows us that anything is possible with God.

Jesus showed us that even in difficult times God is always with us.

Rahab and the Fall of Jericho Joshua 2;6 Joshua Renews the Covenant Joshua 23-24

11) The clay water jug represents Gideon. Gideon reminds us that we can't depend on ourselves but that victory comes when we depend on God.

Jesus always turned to God in prayer.

Gideon's Small Army Judges 6-8

12) The bundle of grain introduces us to Ruth. Ruth shows us that through faithfulness to God we receive what we need.

Jesus taught us to trust in God.

Ruth and Naomi Ruth 1-4

13) The crown stands for Samuel. Samuel reminds that that God talks to us. It may be in a dream, through someone else in prayer or through something in creation.

Jesus taught us to prayer to God using the Our Father

God calls to Samuel 1 Samuel 3

Samuel and Saul 1 Samuel 10-12

14) The harp stands for David. David was a great king and poet who shows how we can worship God through our talents.

Jesus is THE great king.

The Young David 1 Samuel 16-17

David and Jonathan 1 Samuel 18

Saul and David 1 Samuel 24;28

David the King 2 Samuel 5-6

David, Bathsheba and Nathan 2 Samuel 11-12

David's Later Years 2 Samuel 19-24

15) The stone altar introduces us to Elijah. Elijah shows us that there is only one true God and we have to resist the other things that try to distract us from that.

Jesus is our God.

Elijah Is Fed by God 1 Kings 17

Elijah confronts Baal 1 Kings 18

The Still Small Voice 1 Kings 19

- 16) The empty Tent represents Hezekiah. He showed us that no matter where we come from and who we are if we invite God in, God's goodness can be seen in our lives.
Jesus shows us how good and loving God is.
Reign of Hezekiah 2 Kings 18-19
- 17) The fire tongs and hot coal stands for Isaiah. Isaiah is an example of someone who accepted the call to holiness.
Jesus is our model of holiness, and he ask each of us to be like him.
Isaiah's Vision Isaiah 6 Isaiah's Message Isaiah 1-2
A Saviour Will Come Isaiah 9;11
- 18) Tears introduce us to Jeremiah the prophet. Jeremiah teaches us that to love God is to love our neighbour.
Jesus loves everyone especially those who seem to be more difficult to love.
Jeremiah's Temple Sermon Jeremiah 7;26 Jeremiah Speaks against Jerusalem Jeremiah 28
Sorrow for the Fall of Judah Lamentations 1 Jeremiah's Message of Hope Jeremiah 29;31
- 19) The whale stands for Jonah. Jonah was called by God to tell some people about God's awesomeness but decided not to go, until God convinced him.
Jesus told everyone about God's awesomeness – all the time.
Jonah and the Whale Jonah 1-4
- 20) The stone watchtower stands for Habakkuk. He admits that he doesn't understand what God has planned, especially because on the surface things aren't looking wonderful. He reminds us to be patient.
Jesus is always patient and willing to work with us where we are.
The Sack of Jerusalem and the Fall of Judah 2 Kings 24-25
- 21) The city wall introduces us to Nehemiah. Nehemiah reminds us that there is always hope to rebuild and reform.
No matter how broken we feel with Jesus we are able to be healed.
Ezra and Nehemiah Nehemiah 8-9

22) The scallop shell introduces us to John the Baptist. John the Baptist was called to share the news of Jesus with everyone. He helps us prepare for a new way of life.

Jesus is the new life that we prepare for.

John the Baptist Preaches Repentance Luke 3:1-6

Messengers from John the Baptist Matthew 11:2-11

23) The white lily stands for Mary. Mary was a brave lady who was the first person to say “yes” to Jesus. She became Jesus’ Mum.

Jesus loved his mother and always said yes to God

The annunciation Luke 1:26-38

24) A picture of Mary and Elizabeth hugging, stands for Elizabeth. Elizabeth was a spirit filled women who was able to recognise God’s presence. She was humble while able to celebrate with joy Mary’s pregnancy.

Jesus calls us all to celebrate God’s presence in our world.

The Visitation Luke 1:39-45

25) A pencil and tablet stand for Zechariah. Zechariah shows us that even important people have times of doubt. He reminds us of God’s mercy.

Jesus called all sorts of people to follow him and he was always full of mercy for people.

The Birth of John Luke 1:57-66

The Canticle of Zechariah Luke 1:68-79

26) The hammer and square stand for Joseph – Jesus’ step-dad. Although sacred he cared for Jesus and Mary and was sensitive to their needs.

Jesus cared for his mother and makes a home for all of us in heaven.

An Angel Appears to Joseph Matthew 1:18-25

The Finding of Jesus in the Temple Luke 2;41-52

27) The manger stands for Jesus. Our king born in poor, humble surroundings. In Jesus God becomes one of us. When we have a relationship with Jesus we enter into the heart of God.

In the beginning was the Word, and the Word was with God, and the Word was God. (John 1:1)